

2024

B2B CATALOGUE CPV

DOMETIC PRODUCTS FOR BUSINESS CUSTOMERS





WELCOME TO DOMETIC!

Millions of people around the world are using Dometic products. Many of them spend most of their working days on the road. Like truck drivers, couriers, service professionals and sales representatives. Our job is to make their job easier. With smart products that help them to keep their provisions fresh, maintain a pleasant temperature, or make driving safer.

This special edition of our B2B catalogue gives you a compact and concise overview of our comprehensive accessory range for commercial and passenger vehicles (CPV). It includes all important products – complete with key sales arguments and technical specifications. We wish you a successful cooperation with your new sales assistant!

DOMETIC B2B CATALOGUE FOR CARS, TRUCKS AND VANS

From air conditioners, awnings and refrigeration solutions to driver assistance systems and electronic accessories for mobile power supply – you can find all this and more in this special edition of the Dometic B2B catalogue. Draw inspiration from our comprehensive range of product solutions for cars, trucks and vans. All of them are designed to make mobile living and working more enjoyable, safer and more relaxed.

DOMETIC ON THE INTERNET

Here you will find the complete Dometic program range with detailed information on all our products. There are also interesting facts about our company and links for downloading all the catalogues.

DOMETIC.COM



CLIMATE

CLIMATE SYSTEMS

Truck parking coolers	8 – 11
Air conditioners	12 – 21
Ventilation system	22
Accessories for air conditioners	23
Heater	24 – 25

AWNINGS

Wall mounted awnings	30 – 31
Roof mounted awnings	32 – 33
Awning solutions for panel vans	34 – 36
Awnings accessories	37 – 41

WINDOWS

Roof vents	44 – 45
Windows & Rooflights	47 – 57
Blind systems and fly screens	58 – 63
Accessories	64
Service hatches	65

FOOD & BEVERAGE

COOLERS

Compressor coolers	68 – 81
Thermoelectric coolers	82 – 87
Absorption coolers	88 – 89
Passive coolers	90 – 95
Drinkware	96 – 101

REFRIGERATION

Absorption refrigerators	104 – 113
Compressor refrigerators	114 – 125

COOKING

Ovens, hobs & sinks	128 – 134
Kitchen accessories	135
Cooker hoods	136 – 137
Coffee makers	138 – 139
Microwave ovens	140 – 141

POWER & CONTROL

ENERGY

Battery chargers & battery care	144 – 148
Voltage converters & charging converters	149 – 151
Inverters	152 – 154
Controls & panels	155
Generators	156 – 161
Power supplies for coolers and refrigerators	162 – 163

LIGHTING

LED lights	164 – 167
------------	-----------

DOMETIC BÜTTNER ENERGY

Solar systems	170 – 175
Lithium batteries	176 – 181
Chargers	182 – 183
Inverters	184 – 187
Installation accessories	188 – 189

SAFETY & SECURITY

DRIVING SUPPORT

Blind spot assistant system	194 – 195
Cameras	196 – 205
Monitors	206 – 209
Adapters and accessories	210 – 215

SAFETY AND COMFORT

Parking aids	218 – 225
Gas warner	225
Seat heating	226 – 227

HYGIENE & SANITATION

SANITATION

Toilets	230 – 231
---------	-----------

CLEANING ACCESSORIES

Cleaning accessories	232 – 233
Hygiene accessories	234

CLIMATE CONTROL

PERFECT CLIMATE





TRUCK PARKING COOLERS

Extra strong cooling performance or extra long running time with surprisingly low energy consumption: CoolAir RTX roof air conditioners let drivers stay cool for longer. They fit almost every truck cabin. Where they don't, we recommend our well proven CoolAir split system.

Page 8 – 11



AIR CONDITIONERS

Rooftop and under-bench air conditioners from Dometic not only keep cool, they also reduce humidity. The range provides models for vehicles of all sizes. It also includes roof air conditioners integrating a window.

Page 12 – 21



ACCESSORIES FOR AIR CONDITIONERS

Our DC kits enable operation while driving. Their high-quality inverter generates a pure sine wave voltage – for supplying air conditioners or other electrical devices. Remote control included as standard.

Page 23



GAS/ELECTRIC HEATER

Compact gas/electric heaters with two separate heating chambers, one for cabin air and one for warm water. After an active day in the great outdoors, come back to a warm and comfortable cabin with enough hot water for you and your friends to take a shower.

Page 24 – 25



CoolAir compressor parking coolers have been around for over ten years to improve working conditions, safety and cost efficiency in the European utility vehicle industry. The range includes rooftop air

conditioners for all performance requirements as well as a split system for truck cabins that cannot accommodate a roof-mounted unit.

Self-contained parking coolers For installation on the cabin roof



COOLAIR RT 780

This rooftop parking cooler is designed for day trips and inner-city distribution services. It gives drivers a pleasant climate during shorter stops and waiting periods.



COOLAIR RTX 1000

Highly efficient truck parking cooler with third generation CoolAir technology. Ideal for longer trips in moderate climates.



COOLAIR RTX 2000

This power pack cools down even larger cabins in no time at all. Tested and approved in Australia. Perfect for everyone resting at daytime or going to hot regions.

Split parking cooler For tricky installation conditions




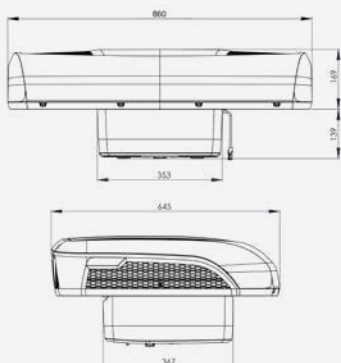
COOLAIR SPX 1200

What do you do if there's no way to install a roof parking cooler, because the cabin is too tall or already fitted with a roof-mounted structure, or the roof slope is too high? For cases like these we have designed the SPX 1200 split parking cooler.

Dometic CoolAir RTX 1000 / RTX 2000

2.09

Truck parking cooler

		COOLAIR RTX 1000	COOLAIR RTX 2000
 	Voltage	24 V DC or 12 V DC	24 V DC or 12 V DC
	Current consumption	5 – 25 A	5 – 29 A
	Cooling capacity acc. to ISO 5151	1200 W	2000 W
	Contains fluorinated greenhouse gases. Hermetically sealed equipment	R 134a / 0.35 kg CO ₂ -Equivalent = 0.500 t	R 134a / 0.85 kg CO ₂ -Equivalent = 1.144 t
	System	Self-contained and battery operated truck parking cooler to be installed in the existing roof hatch. Hermetically sealed and maintenance free refrigerant circuit with inverter compressor. Adjustable low-voltage cut-out.	
	Dimensions (W x H x D)	645 x 860 x 308 mm (height on roof: 169 mm – without gasket)	
	Weight	approx. 23kg	approx. 32 kg
	Colour / Material	Top cover: ASA/PC, white, Base: ASA/PC, anthracite	
	Quality features	<ul style="list-style-type: none">Up to 12 h running timeVery quiet runningTurbo cooling operating mode for quick coolingAll A/C components integrated into roof unitADR compliantHigh cooling capacity: 1200 WHighly efficient: only 8 A power consumption in Eco mode	<ul style="list-style-type: none">Up to 6 h running timeVery quiet runningTurbo cooling operating mode for quick coolingAll A/C components integrated into roof unitADR compliantHigh cooling capacity: 2000 WHighly efficient: only 9.5 A power consumption in Eco mode
	Test marks	Compliant with ECE regulations (e-Mark)	
Scope of delivery	Parking cooler, remote control, operating manual		
Product		Ref. No.	
Dometic CoolAir RTX 1000 24 V		9600010207	
Dometic CoolAir RTX 2000 24 V		9600010208	
Dometic CoolAir RTX 1000 12V		9620001309	
Dometic CoolAir RTX 2000 12V		9620001310	
/ Accessories 24 V (optional)			
Battery connection cable, 6 mm ² , 11 m long, for vehicles with power management		9100300108	
Set for electrical circuit protection when the 11 m cable is used		9100300110	
/ Accessories 12 V (required)			
Uni-Kit		9620005397	
/ Accessories (required) Vehicle-specific installation kits RTX 1000 / RTX 2000 (covering frames, seals, fixing materials, connection cable, installation instructions)			
DAF XF 106, SC		9100300078	
MB Atego ^{1,3}		9100300081	
MAN TG2 beige short		9100300128	
MAN TG2 grey		9100300133	
MAN TG2 beige		9100300134	
MAN TG3 beige		9600049613	
Renault T+C , H1		9100300135	
Renault T+C, H2, High-sleeper Cab ⁴		9100300136	
MB Actros/Antos/Arocs (SFTP) ^{1,5}		9100300137	
DAF XF 106 SSC		9100300138	
Iveco Stralis Hi-Way ⁶		9100300140	
Iveco Stralis HI-STREET, HI-ROAD ⁶		9100300141	
Universal 1 (screw fastening)		9100300151	
Universal 2 (bracket fastening)		9100300152	
SCANIA Highline/Topline ²		9100300154	
SCANIA NG 2017		9100300156	
Ford F-MAX		9620005394	
/ Accessories 12 V (required)			
Universal 3 (RTX 12V)		9620001663	
All installation kits are designed for current vehicle models. More models on request. Please check "preconditions for installation" document for further installation information. Scope of delivery: cover frame, seals, installation fittings, 4 m connection cable incl. sensing line, installation instructions 1 MAN and MB kits with 11 m connection cable and matching installation material 2 For mechanical roof hatch you will additionally require 2 original Scania brackets (Scania item number 1533737) for installation. 3 Only for electrical roof hatch, for manual roof hatch use Universal 1 4 For Trucks with air deflector, check with Renault for installation options / not for High-Sleeper Cap 5 Not for Compact and GigaSpace roof versions 6 For sloped roofs use RTX 2000			

Dometic CoolAir RT 780

2.09

Truck parking cooler

		RT 780 0° COMPRESSOR TILT	RT 780 12° COMPRESSOR TILT
 	Voltage	24 V DC	24 V DC
	Current consumption	12 – 22 A	12 – 22 A
	Cooling capacity acc. to ISO 5151	780 W	780 W
	Contains fluorinated greenhouse gases. Hermetically sealed equipment	R 134a / 0.2 kg CO ₂ -Equivalent = 0.286 t	R 134a / 0.2 kg CO ₂ -Equivalent = 0.286 t
	System	Self-contained and battery operated truck parking cooler to be installed in the existing roof hatch. Hermetically sealed and maintenance free refrigerant circuit with rotary compressor. Adjustable low-voltage cut-out.	
	Dimensions (W x H x D)	830 x 284 x 629 (building height 160 mm)	
	Weight	approx. 22 kg	approx. 22 kg
	Colour / Material	Upper shell white	Upper shell white
	Quality features	<ul style="list-style-type: none">• Single unit design means quick fit and low maintenance - no need to even fill up with refrigerant• Flexible air flow through four individually adjustable nozzles• Settings conveniently managed by remote control• Outstanding air cooling and dehumidification• UV resistant cover shell can be spray-painted to match external bodywork• Can be used while driving in addition to factory-fitted air conditioner	
	Test marks	Compliant with ECE regulations (e-Mark)	
Scope of delivery	Parking cooler, remote control, operating manual		
Product		Ref. No.	
Dometic CoolAir RT 780, 0° compressor tilt		9105306291	
Dometic CoolAir RT 780, 12° compressor tilt		9105306292	
/ Accessories (optional)			
Battery connection cable, 6 mm ² , 11 m long, for direct battery connection		9100300027	
Remote control		9100300113	
/ Accessories (required)			
Vehicle-specific installation kits (covering frames, seals, fixing materials, connection cable, installation instructions)			
DAF XF105, XF106, SC		9100300029	
DAF XF105, XF106, SSC		9100300030	
IVECO HI-STREET, HI-ROAD ^{3,4} (Only RT 780 12° Compressor Tilt)		9100300064	
IVECO HI-WAY ^{3,4} (Only RT 780 12° Compressor Tilt)		9100300065	
MAN TG2 ³		9100300031	
MB Actros –2011 ^{1,3}		9100300032	
MB Actros SFTP/ Antos /Arocs (SFTP)3 (except Compact Space)		9100300057	
MB Atego/Axor ³		9100300033	
Renault T+C, H1		9100300066	
Renault T+C, H2 (exc. High Sleeper Cab)		9100300067	
Renault Magnum		9100300034	
Renault Premium		9100300035	
Scania Topline ² / Highline		9100300036	
Volvo (FH3) L2H2		9100300043	
Volvo (FH3) L2H3		9100300037	
Universal 1 (screw mounting)		9100300038	
Universal 2 (bracket mounting)		9100300039	
Ford F-MAX		9620005396	
1 For electrical roof hatch only, for mechanical roof hatch use Universal 1			
2 For mechanical roof hatches you require 2 original Scania holders (Scania no. 1533737)			
3 Incl. battery connection cable 11 m and mounting material			
Please note the applicable preconditions for installation (at dometic.com) and the specifications of the vehicle manufacturer			

Dometic CoolAir SPX 1200T / 1200C / 1200I

Split parking coolers

	COOLAIR SPX 1200C	COOLAIR SPX 1200T
		
	Compressor unit	Roof evaporator unit
Ref. No.	9600011574	9600049687
Voltage		24 V DC (SPX1200C + SPX1200T)
Current consumption		5–25 A (SPX1200C + SPX1200T)
Cooling capacity acc. to ISO 5151		1200 W (SPX1200C + SPX1200T)
Contains fluorinated greenhouse gases. Hermetically sealed equipment.	R134a/0.27 kg CO ₂ -Equivalent = 0.172 t	R134a/0.1 kg CO ₂ -Equivalent = 0.100 t
System	Rotary compressor for mobile use, soft-start electronics, adjustable low-voltage protection for vehicle battery	Three blower levels and automatic mode
Dimensions (W x H x D)	367 x 573 x 162 mm	778 x 577 x 182 mm Height on roof: 57 mm without gasket
Weight	approx. 13 kg	approx. 21 kg
Colour	white	exterior cover white, inside anthracite
Quality features	UV-resistant upper shell	UV-resistant upper shell, can be spray-painted, control panel with digital status readout, remote control, five individually adjustable nozzles
Test marks	Compliant with ECE regulations (e-Mark)	Compliant with ECE regulations (e-Mark)
Scope of delivery	Compressor unit, installation fittings, installation instructions	Roof evaporator unit, remote control, operating manual
/ Accessories (optional)		
	Battery connection cable, 8 mm ² , 11 m long, for vehicles with power management	9100300027

Vehicle-specific installation kits for SPX 1200T (required)

Vehicle	Ref. No.
DAF XF 106, SC	9100300078
MB Atego	9100300081
MAN TG2 grey ¹	9100300133
MAN TG2 beige	9100300134
MAN TG3 beige	9600049614
Renault T+C, H1	9100300135
Renault T+C, H2, High-sleeper Cab	9100300136
MB Actros/Antos/Arocs (SFTP) ^{1, 2, 5}	9100300137
DAF XF 106 SSC	9100300138
Iveco Stralis Hi-Way	9100300140
Iveco Stralis HI-STREET, HI-ROAD	9100300141
Universal 1 (screw fastening)	9100300151
Universal 2 (bracket fastening)	9100300152
SCANIA Highline/Topline	9100300154
SCANIA NG 2017	9100300156
Ford F-MAX	9620005394

Vehicle-specific fastening frames for SPX 1200C (required)

Vehicle	Ref. No.
DAF 95/105 Space/Superspace	9100300046
MAN TGL/TGM/TGS slim driver cab	9100300049
MAN TG2 TGX wide driver cab	9100300050
MAN TG3 TGX wide driver cab	9600049612
SCANIA Highline/Topline ³	9100300054
MB Actros (SFTP)	9100300060
Renault T+C	9100300071
Volvo FH4 ⁴	9100300072
Iveco Hi-Way Stralis, Hi-Way Euro 6	9100300075
SCANIA NG 2017	9100300155
Ford F-MAX	9620005405

All installation kits are designed for current vehicle models. More models on request. Please check "Preconditions for installation" document for further installation information. **Scope of delivery:** cover frame, seals, installation fittings, 4 m connection cable, installation instructions

¹ MAN and MB kits with 11 m connection cable and matching installation material

² Only for electrical roof hatch (for mechanical roof hatch use Universal 1)

³ For mechanical roof hatch you will additionally require 2 original Scania brackets (Scania item number 1533737) for installation.

⁴ For cabs up to model year 2014

⁵ Not for CompactSpace roof versions



AIR CONDITIONERS

PERFECT CLIMATE FOR PANEL VANS



Installation on the roof or in a storage compartment

Recreational vehicles offer two places where the installation of an air conditioner makes sense from a technical and practical point of view: on the roof or in the storage compartment. The Dometic range provides well-engineered solutions for all installation conditions.

Roof air conditioners use the physical principle that cold air sinks. The cold air streams can be directed into the vehicle's living area in an energy-saving manner and without performance loss.

Roof air conditioners typically replace the roof window. For those who don't want to sacrifice the roof light, we recommend our FreshLight model, which integrates a window.

Under-bench air conditioners are fitted in the storage compartment – ideal for applications where installation on the roof is out of the question. The air is distributed through air outlets, which can be placed in the room as required to get a tailor-made climate control solution.

Dometic FreshJet FJX4 1500M

2.13

Roof air conditioner, 1500 W, manual controls

   	Best for vehicle length	max. 5.5 m
	Cooling capacity	1500 W
	Operating temperature	-2°C to +52°C
	Consumption	3,1 A
	Input voltage	220 - 240 V AC / 50 Hz
	Required circuit protection	4 A
	Refrigerant	R410a
	Refrigerant quantity	380 g
	CO₂ equivalent	0.793 t
	Global warming potential (GWP)	2088
	Dimensions (W x H x D)	
	External	752 x 225 x 702 mm
	Internal	579 x 59 x 518 mm
	Roof opening (W x D)	400 x 400 mm
	Roof thickness	25 – 60 mm
	Weight	25.8 kg
	Quality Features	<ul style="list-style-type: none">• Quickly cools the vehicle interior and dehumidifies the air• Pleasantly quiet operation for a comfortable rest and a peaceful night's sleep• Entry-level model with manual controls – designed for small and medium-sized motorhomes• Optimised air distribution unit – increased airflow and less noise• Reusable dust filter – easy to remove for cleaning• Lightweight design helps save fuel• Extremely durable and robust design• Quiet and smooth start-up of the air conditioner even on stands with undervoltage protection.
	/ Air distribution box	
	Number of air vents	2 (front/rear)
	Air flow	341 m³/h
	Number of blower speeds	3 (3 cooling and 3 ventilation)
	Remote control	no
	Weight	4.2 kg
	Test marks	E-approved to EMC / automotive directive
	Product	Ref. No.
	Dometic FreshJet FJX4 1500M, white	9600050998
	Dometic FreshJet FJX4 1500M, black	9600050999
	Dometic FreshJet FJX ADBM Air distributor box, manual control	9620000074
	/ Optional extras	
	Adapter frame for the FreshJet models in roof openings which exceed the standard opening size of 400 x 400 mm	9103500476

Dometic FreshJet FJX4 1700

2.13

Roof air conditioner, 1700 W, electronic controls

   	Best for vehicle length	max. 6 m
	Cooling capacity	1700 W
	Heating capacity	800 W
	Operating temperature	-2°C to +52°C
	Consumption	
	Cooling	3,4 A
	Heating mode	3,7 A
	Input voltage	220 - 240 V AC / 50 Hz
	Required circuit protection	
	Cooling & Heating mode	4 A
	Refrigerant	R32
	Refrigerant quantity	320 g
	CO₂ equivalent	0.216 t
	Global warming potential (GWP)	675
	Dimensions (W x H x D)	
	External	752 x 225 x 702 mm
	Internal	579 x 48 x 518 mm
	Roof opening (W x D)	400 x 400 mm
	Roof thickness	25 - 60 mm
	Weight	29 kg
	Quality Features	<ul style="list-style-type: none"> • Superior cooling performance – the cabin is cooled down in record time • Quieter than other roof air conditioners available in the market • Superior energy efficiency – reduced power consumption • CleanAir air purifier system – keeps your motorhome smelling fresh and clean • Remote control included as standard • Compatible with Dometic smart phone app • Air distribution box with touch control panel and integrated ambient light (to be ordered separately) • Quiet and smooth start-up of the air conditioner even on stands with undervoltage protection.
	/ Air distribution box	
	Number of air vents	2 (front/rear)
	Air flow	318 m ³ /h
	Number of blower speeds	4
	Remote control	yes
	Weight	3.9 kg
	Test marks	E-approved to EMC / automotive directive
Product		Ref. No.
Dometic FreshJet FJX4 1700, white		9600051000
Dometic FreshJet FJX4 1700, black		9600051001
Dometic FreshJet FJX ADBD Air distributor box, electronic control panel, LED lighting		9600051008
/ Optional extras		
Adapter frame for the FreshJet models in roof openings which exceed the standard opening size of 400 x 400 mm		9103500476
Dometic DC Kit DSP-T 12, 12 V		9600007286
Dometic DC Kit DSP-T 24, 24 V		9600007287

Dometic FreshJet FJX4 2200

2.13

Roof air conditioner, 2200 W, electronic controls

  	Best for vehicle length	max. 7 m
	Cooling capacity	2200 W
	Heating capacity	1000 W
	Operating temperature	-2°C to +52°C
	Consumption	
	Cooling	4,6 A
	Heating mode	4,4 A
	Input voltage	220 - 240 V AC / 50 Hz
	Required circuit protection	
	Cooling & Heating mode	5 A
	Refrigerant	R32
	Refrigerant quantity	360 g
	CO₂ equivalent	0.243 t
	Global warming potential (GWP)	675
	Dimensions (W x H x D)	
	External	752 x 225 x 702 mm
	Internal	579 x 48 x 518 mm
	Roof opening (W x D)	400 x 400 mm
	Roof thickness	25 - 60 mm
	Weight	30.4 kg
	Quality Features	<ul style="list-style-type: none"> • Superior cooling performance – the cabin is cooled down in record time • Quieter than other roof air conditioners available in the market • Superior energy efficiency – reduced power consumption • CleanAir air purifier system – keeps your motorhome smelling fresh and clean • Remote control included as standard • Compatible with Dometic smart phone app • Air distribution box with touch control panel and integrated ambient light (to be ordered separately) • Quiet and smooth start-up of the air conditioner even on stands with undervoltage protection.
	/ Air distribution box	
	Number of air vents	2 (front/rear)
	Air flow	350 m³/h
	Number of blower speeds	4
	Remote control	yes
	Weight	3.9 kg
	Test marks	E-approved to EMC / automotive directive
	Product	Ref. No.
	Dometic FreshJet FJX4 2200, white	9600051002
	Dometic FreshJet FJX4 2200, black	9600051003
	Dometic FreshJet FJX ADBD	
	Air distributor box, electronic control panel, LED lighting	9600051008
	/ Optional extras	
	Adapter frame for the FreshJet models in roof openings which exceed the standard opening size of 400 x 400 mm	9103500476
	Dometic DC Kit DSP-T 12, 12 V	9600007286
	Dometic DC Kit DSP-T 24, 24 V	9600007287

Dometic FreshJet FJX7 2200

2.13

Roof air conditioner, 2200 W, electronic inverter compressor

 <p>The image shows the Dometic FreshJet FJX7 2200 air conditioner unit and the air distribution box. The unit is shown in two views: a top view and a side view. The air distribution box is shown in a top view. Dimensions are provided for both: the unit is 752 x 225 x 202 mm, and the air distribution box is 579 x 48 x 25 mm. The unit is shown in white and black colors. The air distribution box is shown in white.</p>	Best for vehicle length	Max. 7 m
	Cooling capacity	2200 W
	Heating capacity	2000 W
	Operating temperature	-2 °C to +52 °C
	Consumption	
	Cooling	5,9 A
	Heating mode	3,7 A
	Input voltage	220 – 240 V AC / 50 Hz
	Required circuit protection	
	Cooling & Heating mode	6 A
Refrigerant Refrigerant quantity CO₂ equivalent Global warming potential (GWP)		R32 400 g 0.270 t 675
	Dimensions (W x H x D)	
	External	752 x 225 x 702 mm
	Internal	579 x 48 x 518 mm
	Roof opening (W x D)	400 x 400 mm
	Roof thickness	25–60 mm
	Weight	28,8 kg
	Quality Features	<ul style="list-style-type: none"> Aerodynamically shaped rooftop unit with eye-catching LED light curve Thanks to inverter technology, the motorhome, caravan or campervan is cooled down in record time With its variable compressor speed, the FJX7 operates silently while maintaining the desired temperature Reduced power consumption thanks to the advanced variable speed compressor and heat pump technology Effectively reduces bacteria and odours to keep your RV smelling fresh and clean Control your Roof air conditioner conveniently from your smartphone. Quiet and smooth start-up of the air conditioner even on stands with undervoltage protection.
	/ Air distribution box	
	Number of air vents	2 (front/rear)
Air flow Number of blower speeds Remote control Weight Test marks		350 m ³ /h 4 yes 3.9 kg E-approved to EMC / automotive directive
	Product	Ref. No.
	Dometic FreshJet FJX7 2200, white	9600051006
	Dometic FreshJet FJX7 2200, black	9600051007
	Dometic FreshJet FJX ADBD Air distribution box, electronic control panel, LED lighting	9600051008
	/ Optional extras	
	Adapter frame for the FreshJet models in roof openings which exceed the standard opening size of 400 x 400 mm	9103500476
	Dometic DC Kit DSP-T 12, 12 V	9600007286
	Dometic DC Kit DSP-T 24, 24 V	9600007287

Dometic FreshJet FJX7 3000

2.13

Roof air conditioner, 3000 W, electronic inverter compressor

	Best for vehicle length	Max. 8 m
	Cooling capacity	3000 W
	Heating capacity	2500 W
	Operating temperature	-2 °C to +52 °C
	Consumption	
	Cooling	7,3 A
	Heating mode	5,9 A
	Input voltage	220 – 240 V AC / 50 Hz
	Required circuit protection	
	Cooling & Heating mode	8 A
	Refrigerant	R32
	Refrigerant quantity	480 g
	CO₂ equivalent	0.324 t
	Global warming potential (GWP)	675
	Dimensions (W x H x D)	
	External	1090 x 240 x 700 mm
	Internal	579 x 48 x 518 mm
	Roof opening (W x D)	400 x 400 mm
	Roof thickness	25–60 mm
	Weight	36,4 kg
	Quality Features	<ul style="list-style-type: none">• Aerodynamically shaped rooftop unit with eye-catching LED light curve Thanks to inverter technology, the motorhome, caravan or campervan is cooled down in record time• With its variable compressor speed, the FJX7 operates silently while maintaining the desired temperature• Reduced power consumption thanks to the advanced variable speed compressor and heat pump technology• Effectively reduces bacteria and odours to keep your RV smelling fresh and clean• Control your Roof air conditioner conveniently from your smartphone.• Quiet and smooth start-up of the air conditioner even on stands with undervoltage protection.
	/ Air distribution box	
	Number of air vents	2 (front/rear)
	Air flow	480 m ³ /h
	Number of blower speeds	4
	Remote control	yes
	Weight	3.9 kg
	Test marks	E-approved to EMC / automotive directive
	Product	Ref. No.
	Dometic FreshJet FJX7 3000, white	9600050994
	Dometic FreshJet FJX7 3000, black	9600050995
	Dometic FreshJet FJX ADBD Air distribution box, electronic control panel, LED lighting	9600051008
	/ Optional extras	
	Dometic DC Kit DSP-T 12, 12 V	9600007286
	Dometic DC Kit DSP-T 24, 24 V	9600007287

Dometic FreshJet FJX7 3500

2.13


Roof air conditioner, 3500 W, electronic inverter compressor

  	Best for vehicle length	over 8 m
	Cooling capacity	3500 W
	Heating capacity	3000 W
	Operating temperature	-2 °C to +52 °C
	Consumption	
	Cooling	7,5 A
	Heating mode	6,5 A
	Input voltage	220 – 240 V AC / 50 Hz
	Required circuit protection	
	Cooling & Heating mode	8 A
	Refrigerant	R32
	Refrigerant quantity	650 g
	CO₂ equivalent	0.439 t
	Global warming potential (GWP)	675
	Dimensions (W x H x D)	
	External	1090 x 285 x 700 mm
	Internal	579 x 48 x 518 mm
	Roof opening (W x D)	400 x 400 mm
	Roof thickness	25–60 mm
	Weight	38,9 kg
	Quality Features	<ul style="list-style-type: none">• Aerodynamically shaped rooftop unit with eye-catching LED light curve• Thanks to inverter technology, the motorhome, caravan or campervan is cooled down in record time• With its variable compressor speed, the FJX7 operates silently while maintaining the desired temperature• Reduced power consumption thanks to the advanced variable speed compressor and heat pump technology• Effectively reduces bacteria and odours to keep your RV smelling fresh and clean• Control your Roof air conditioner conveniently from your smartphone.• Quiet and smooth start-up of the air conditioner even on stands with undervoltage protection.
	/ Air distribution box	
	Number of air vents	2 (front/rear)
	Air flow	350 m ³ /h
	Number of blower speeds	4
	Remote control	yes
	Weight	3.9 kg
	Test marks	E-approved to EMC / automotive directive
	Product	Ref. No.
	Dometic FreshJet FJX7 3500, white	9600050997
	Dometic FreshJet FJX7 3500, black	9600050996
	Dometic FreshJet FJX ADBD Air distribution box, electronic control panel, LED lighting	9600051008
	/ Optional extras	
	Dometic DC Kit DSP-T 12, 12 V	9600007286
	Dometic DC Kit DSP-T 24, 24 V	9600007287

Dometic FreshLight 2200

2.10

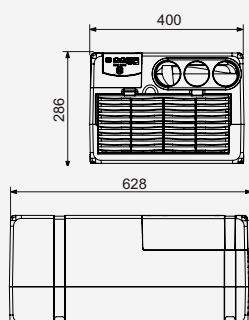
Roof air conditioner with window for vehicles up to 7 m, 2050 W

 <p>The image shows the Dometic FreshLight 2200 roof air conditioner unit and three diagrams illustrating its installation. The top diagram is a side view of the unit on a roof, showing a width of 1105 mm and a height of 210 mm. The middle diagram is a front view of the unit, showing a width of 880 mm and a height of 53 mm. The bottom diagram is a front view of the unit installed in a roof opening, showing a width of 758 mm and a height of 550 mm. The roof opening dimensions are 400 mm wide and 700 mm deep. The unit is labeled 'min 25 max 60' on the right side, indicating the required roof thickness.</p>	Best for vehicle length	max. 7 m
	Cooling capacity	2050 W / 7500 Btu/h
	Heating capacity	2700 W (Maximum heating capacity heat pump capacity)
	Operating temperature	-2°C to +52°C
	Input voltage	230 V AC / 50 Hz
	Current consumption	
	Cooling	4.1 A
	Heating	5.2 A
	Required circuit protection	
	Cooling	5 A
	Heating	6 A
	Refrigerant	R407c
	Refrigerant quantity	0.560 kg
	CO₂ equivalent	0.9934 t
	Global warming potential (GWP)	1774
	Dimensions (W x H x D)	
	External	758 x 210 x 1105 mm
	Internal	550 x 53 x 880 mm
	Roof opening (W x D)	400 x 700 mm
	Roof thickness	25 – 60 mm
	Weight	44.50 kg
	Quality Features	<ul style="list-style-type: none"> • Temperature and blower speed can be conveniently set by remote control • Control panel with integrated, dimmable LED lights • Individual air flow regulation with automatic blower control • Energy-efficient cooling mode and heat pump system for heating mode • Roof window with active ventilation system and single-pleated darkening screen
	/ Air distribution box	
	Number of air vents	2 (front/rear)
	Air vent functions	Continuous air flow regulation for all vents
	Number of blower speeds	4
	Remote control	yes
	Test marks	E-approved to EMC /automotive directive
Product		Ref. No.
Dometic FreshLight 2200		9102900165
/ Optional extras		
Protective cover		9103500237
Dometic DC Kit DSP-T 12, 12 V		9600007286
Dometic DC Kit DSP-T 24, 24 V		9600007287

Dometic FreshWell 3000

2.13

Under-bench air conditioner for vehicles up to 8 m in length, 2700 W



Best for vehicle length	max. 8 m
Cooling capacity	2700 W / 9200 Btu/h
Heating capacity	3000 W Maximum heating capacity = heat pump capacity plus heating resistor capacity
Operating temperature	-2°C to +52°C
Input voltage	230 V AC / 50 Hz
Current consumption	
Cooling	4.3 A
Heating	4.8 A
Required circuit protection	
Cooling	5 A
Heating	5 A
Refrigerant	R410a
Refrigerant quantity	0.600 kg
CO₂ equivalent	1.2528 t
Global warming potential GWP)	2088
Dimensions (W x H x D)	400 x 286 x 628 mm
Weight	21 kg
Quality Features	<ul style="list-style-type: none"> • Under-bench position means the vehicle's height is unaffected • Can be operated even while driving. Low noise air circulation • Lightweight and compact unit • Soft start function
/ Air distribution box	
Number of air vents	3 air outlets
Number of blower speeds	3
Remote control	yes
Test marks	E-approved to EMC /automotive directive
Product	Ref. No.
Dometic FreshWell 3000	9105306670
/ Optional extras	
Dometic DC Kit DSP-T 12, 12 V	9600007286
Dometic DC Kit DSP-T 24, 24 V	9600007287

Required accessories for individual air distribution (FreshWell FWX4)

	Curve 90°, ø 60 mm	9100300015
	Air outlet grill kit 3-pieces, ø 60 mm	9100300077
	Circular air inlet grill 2 pieces, ø 190 mm	9100300018
	Flexible hose ø 60 mm x 10 m	9100300019
	Rectangular air inlet grill 240 x 240 mm	9100300017

VENTILATION SYSTEM WITH HEAT RECOVERY TECHNOLOGY


Clean, healthy air at all times: The Dometic ACC3100 rooftop ventilator quickly achieves a proper air exchange in the cabin even when all the windows and doors are closed. Its smart heat recovery system ensures that the cabin stays nicely warm when it's cold outside – or pleasantly cool in the summer. Advanced sensor

controlled technology detects potential health risks, such as bad air in sleeping areas. As soon as the programmed limits are exceeded, your ventilation system sets to work to ensure you can always breathe clean and healthy air.

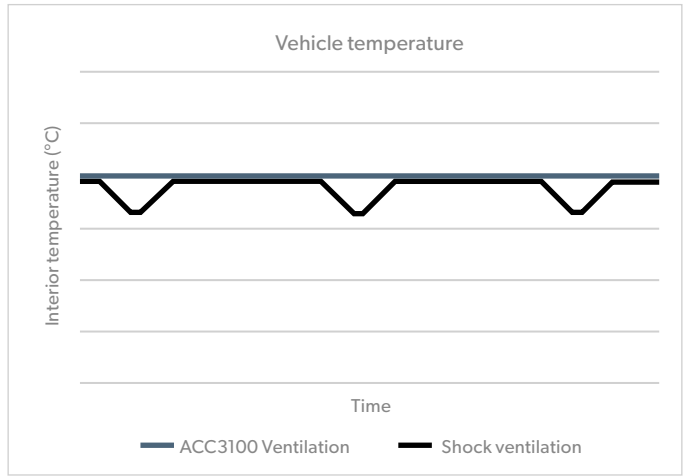
Dometic ACC3100

2.13

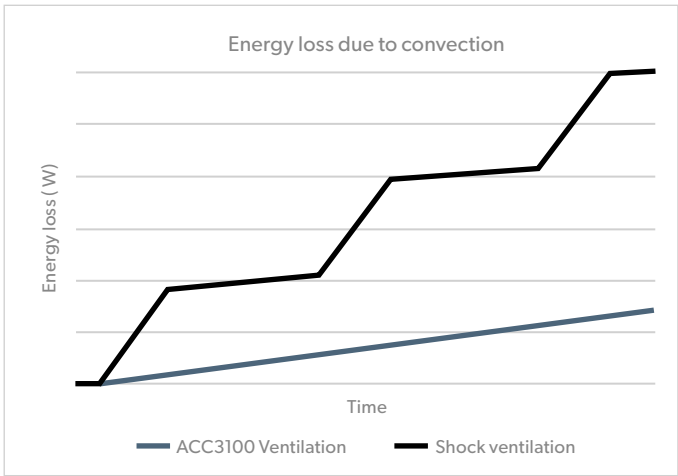
Ventilation system with heat recovery technology

	Connection Voltage	12 V
	Power Input	15.6 W
	Energy Consumption (Maximum)	0.374 kW/24h 31.2 Ah/24h
	Dimension (W x L x H)	
	Roof-top unit	542.6 x 553 x 127 mm
	Air distribution unit	517.6 x 517.6 x 46 mm
	Weight	7.14 kg
	Roof thickness	23 – 60 mm
	Heat recovery efficiency	72% – 87%
	Features	<ul style="list-style-type: none">• Effective air exchange even when all windows and doors are closed• Patented heat recovery system reduces energy consumption• Integrated air purifier system reduces dust particles, mold and odors• Smart sensor control system monitors and improves the air quality inside the vehicle• Ventilation during storage periods prevents mold build-up and unpleasant smells• Easy to install – fits standard roof 400 x 400 mm cut-outs• Prepared for connection to the Dometic Full Climate app
Product		Ref. No.
Dometic ACC3100		9620005072

Stable temperature in the vehicle, no draught



7.9 - 10.7 kWh/day savings*



* Example: 7.9 kWh/day savings occur at 25°C temperature difference between vehicle and environment, ventilation 50 m³/h, 72% energy recovery and 0 m/s wind [10.7 kWh/day savings occur in conjunction with Performance Booster (differential pressure sensor)].

OPERATION WHILE DRIVING – DC KITS MAKE IT POSSIBLE


Far more than “just” a converter

Our two DC kits integrate a high-quality inverter that generates a pure sine wave voltage to supply the air conditioner or other electrical devices during the journey. DC Kit DSP-T 12 is for vehicles with 12-volt batteries, DC Kit DSP-T 24 for vehicles with 24-volt batteries. Both comfort kits can be used with all Dometic air conditioner models (except FreshJet 3000). Features and functions include a charging current distributor with low-voltage protection, a priority circuit for 230-volt mains operation, and the Dometic DSP-RCT remote control for all basic functions (ON/OFF/stand-by).

Dometic DC Kit DSP-T 12 / DC Kit DSP-T 24

2.08

DC extension kits for Dometic air conditioners, 12 V or 24 V

		DC KIT DSP-T 12	DC KIT DSP-T 24
	Power consumption (12 V DC)*1	30 – 113 A	50 – 75 A
	Recommended generator capacity *2	>150 A	> 75 A
	Recommended total battery capacity *3	> 250 Ah	> 250 Ah
	Continuous output	1.800 W	
	Size Inverter (W x H x D)	284 x 118 x 405 mm	
	Scope of delivery		
	Sinewave inverter	•	•
	Mains priority circuit	•	•
	Remote control, control cable	7.5 m	7.5 m
	2 battery cables, 1.5 m long	35 mm²	35 mm²
	230-volt connection cable	2 pieces	2 pieces
	Charging current distributor with power relay	•	•
/ Compatible with Dometic air conditioners (except FJX4 1500M)			
*1 Power consumption depends on the type of air conditioner and ambient temperatures.			
*2 Generator capacity depends on the type of air conditioner and ambient temperatures.			
*3 Total battery capacity depends on the type of air conditioner and ambient temperatures.			
Product		Ref. No.	
Dometic DC Kit DSP-T 12, 12 V		9600007286	
Dometic DC Kit DSP-T 24, 24 V		9600007287	

GAS/ELECTRIC HEATER FOR CABIN AIR AND HOT WATER


A comfortably warm vehicle interior and plenty of hot water for showering: Dometic TwinBoost combi heaters provide both. With two separate gas burners for cabin heating and hot water boiler, the appliances are unbeatably flexible and economical in terms of energy consumption. Room air and water are heated as required - simultaneously or independently of each other. In summer, for

example, hot water can be produced without heating up the cabin air, and in the hybrid models (6000H and 8000H) the two burner chambers are additionally equipped with two electric heating elements. The electric heater with a total output of 1800 W can be used either as an alternative to the gas burner or additionally to heat the interior or the shower water more quickly.

Dometic TwinBoost

2.13

Gas/electric heater for cabin air and hot water

		4000	6000	6000H	8000H
	Heat output	4000W	6000W	4000W (+1800 W electric)	6000W (+1800 W electric)
	Nominal input voltage	12 V	12 V	12 V 220-240 V, 50/60 Hz	12 V 220-240 V, 50/60 Hz
	Input voltage range	10-16,5 V	10-16,5 V	10-16,5 V 220-240 V, 50/60 Hz	10-16,5 V 220-240 V, 50/60 Hz
	Gas consumption	max. 520g/h	max. 520g/h	max. 520g/h	max. 520g/h
	Water heater (Water quantity for 2,8 bar /280 kPa)	10 l	10 l	10 l	10 l
	Weight	17.3 kg	17.3 kg	18.7 kg	18.7 kg
	Features	<ul style="list-style-type: none">• 2-in-1 unit: heats up the cabin air and the 10 l hot water tank• Intuitive control with many programming options via the smart control panel• Independent air and water heating – save energy by only heating air and water when needed• Cabin vent mode – ventilation possible without operating air heater• Save your favorite settings for quick setup• Flawless integrated design			
	Scope of delivery	Heater, room temperature sensor, 3-in-1 safety system, hot and cold water fitting, cable for control panel, operating and installation manuals			
Product					Ref.no.
TwinBoost 4000					9600027326
TwinBoost 6000					9600027324
TwinBoost 6000H					9600027329
TwinBoost 8000H					9600027328



Intuitive control panel
Easy operation and convenient programming



























Smart chimney cover design
Repels water away from the wall



3-in-1 safety system
Integrating a frost-, drain- and over-pressure valve

Accessory

	PRODUCT	REF. NO.		PRODUCT	REF. NO.
	Dometic TwinBoost APF Clamp for air duct	9600029438		Dometic TwinBoost TP T-piece	9600029506
	Dometic TwinBoost APC Blank cover for duct	9600029493		Dometic TwinBoost WVO Wall vent outlet	9600029508
	Dometic TwinBoost TPC Blank cover	9600029494		Dometic TwinBoost YP Y-piece	9600029510
	Dometic TwinBoost EAPF Clamp for exhaust duct	9600029495		Dometic TwinBoost ION Inlay for outlet nut, slate grey	9600029653
	Dometic TwinBoost E6565 Elbow 65 mm / 65 mm	9600029496		Dometic TwinBoost ION Inlay for outlet nut, frost white	9600029654
	Dometic TwinBoost E7265 Elbow 72 mm / 65 mm	9600029497		Dometic TwinBoost EDB Exhaust duct bundle, white	9600051075
	Dometic TwinBoost ON Outlet nut	9600029498		Dometic TwinBoost EDB Exhaust duct bundle, Slate grey	9600051076
	Dometic TwinBoost APOL Air outlet, louvres, Frost white	9600029499		Dometic TwinBoost EDB Exhaust duct bundle, Mist grey	9600051077
	Dometic TwinBoost APOL Air outlet, louvres, Slate grey	9600029500		Dometic TwinBoost EAP Exhaust air pipe	9600051085
	Dometic TwinBoost APOF Air outlet, flush-mount, Frost white	9600029501		Dometic TwinBoost CAP Combustion air pipe	9600051086
	Dometic TwinBoost APOF Air outlet, flush-mount, Slate grey	9600029502		Dometic TwinBoost AP Air pipe	9600051087
	Dometic TwinBoost SC Straight coupling	9600029505		Dometic INC 1015-RD Rotary HMI controller	9620001471





WALL MOUNTED AWNINGS

The PerfectWall series gives you a wide choice of wall awnings to suit vehicles of all sizes. For manual crank operation or with a 12-volt electric motor. There's also a range of easy-to-install bag awnings.

Page 30 - 31



ROOF MOUNTED AWNINGS

Here again, you can choose from a huge range. PerfectRoof roof awnings come in many sizes and configurations. You will find models for manual crank operation or with a 12-volt electric motor.

Page 32 - 33



AWNING SOLUTIONS FOR PANEL VANS

Tailor-made awning solutions for all commonly used panel vans. Simply use the table to find the matching awning and adapter for your vehicle!

Page 34 - 36



AWNING ACCESSORIES

Besides matching adapters for all common vehicle models, our accessory range includes smart solutions for sun, rain and privacy protection, LED lighting and more. You can also add front walls, side walls or complete tents to create an extra room in front of the vehicle..

Page 37 - 41

THE PERFECT AWNING FOR EVERY TYPE OF VEHICLE

All important features at a glance



	BAG AWNING	WALL MOUNTED AWNINGS			ROOF MOUNTED AWNINGS	
	REVO ZIP	PW 1100	PW 1500 MANUAL	PW 1500 ELECTRIC	PR 2000	PR 2500
Length	2.00 – 4.50 m	2.60 – 3.75 m	2.60 – 5.00 m	4.00 – 6.00 m	2.65 – 4.50 m	3.50 – 6.00 m
Extension	1.45 – 2.50 m	2.00 – 2.50 m	2.00 – 2.75 m	2.75 m	2.00 – 2.50 m	2.75 m
Weight	7.3 – 15.9 kg	20 – 26 kg	18 – 33 kg	28 – 41 kg	18 – 31 kg	34 – 53 kg
Case Colour options	White	White / anthracite	White / anthracite /	White / anthracite /	White / anthracite	White / anthracite
Fabric Colour options	Grey	Horizon Grey	Horizon Grey	Horizon Grey	Horizon Grey	Horizon Grey
Support legs (integrated in the front rail)	✓	✓	✓	✓	✓	✓
12-volt motor incl. remote control	–	–	–	✓	–	✓
Aluminium end caps	–	–	✓	✓	–	✓
Telescopic crank	–	✓	✓	–	✓	–
Sun & Rain Protect	–	Accessory	Accessory	Accessory	Accessory	Accessory
LED profile	–	Accessory	Accessory	Accessory	–	–
Tie Down Kit	Scope of delivery	Accessory	Accessory	Accessory	Accessory	Accessory
CampRoom* / PrivacyRoom	Accessory	Accessory	Accessory	Accessory	Accessory	Accessory

* Special CampRoom for Ducato vehicles available



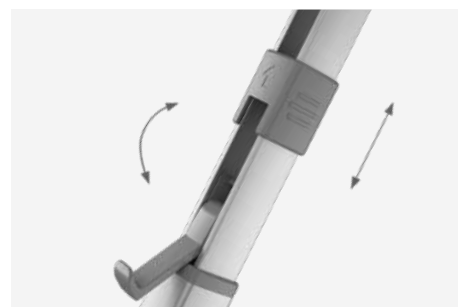
Manual or with a motor

Our manual awnings are operated with a crank, which is included in the delivery kit. PW 1500 and PR 2500 come standard with a 12 V motor operated by remote control.



Remote control

All electric awnings come standard with a remote control for convenient operation at the touch of a button.



New patented easy lock flipper

Secures the support legs in place – no accidental unlocking possible



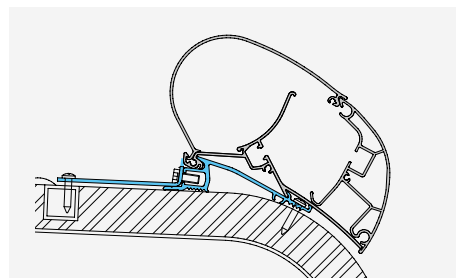
Aluminum housing

All Dometic awnings are designed with a durable and compact aluminum case that seamlessly blend in with any RV design.



Aluminium end caps

The end caps of most Dometic awnings are made of 100 % aluminium. Consequently, the Dometic awning is more resistant against shock and impact. End cap is painted in housing colour. (PW 1500, PR 2500)



Awning adapters

Vehicle walls and roofs are, among other things, design elements. That means they can have different shapes. With a comprehensive range of adapters Dometic ensures that the vehicle and the awning are perfectly coordinated, so you will get impeccable installation results.



Accessories

Our accessory range gives you a whole world of possibilities. For example, you can add side walls for additional protection, or complete awning tents to get an extra room in front of your vehicle.



Telescopic crank

The telescopic crank is included for all manual awnings. It can be easily adjusted to the vehicle height for ergonomic handling, or retracted for space-saving storage.



Horizon Grey



Housing colours

The Dometic awnings are available in two housing colours.


Fabric

Our awnings are made from a high-quality PVC material. UV-resistant, rot-proof and washable, it has all it takes for a long life expectancy. The awning is made from one whole piece of fabric, so there are no seams.

Dometic Rev Zip Roll Out Awning

2.09

Bag awning for caravans and motorhomes


	Description	Simply slide this bag awning into the existing tent rail of your caravan or motorhome. No drilling or bolts needed! Once fitted, it can be rolled out in a few minutes – and packed away again just as quickly.
	Quality Features	<ul style="list-style-type: none">• Quick and simple installation without drilling – simply slides into the tent rail of the caravan or motorhome• Set-up and take-down in a matter of minutes – legs and roof rafters fold out of front rail• High-quality, durable awning fabric – 500 g/m² weatherproof and colourfast with anti-scratch coating• Extra strong, adjustable aluminium frame• Frees up interior storage space as the awning stays connected on the outside

LENGTH (M)	EXTENSION (M)	HOUSING COLOUR	FABRIC COLOUR	REF. NO.
2.00	1.45	WHITE	GREY	9103104298
2.40	1.85	WHITE	GREY	9103104299
2.70	2.15	WHITE	GREY	9103104300
3.10	2.50	WHITE	GREY	9103104301
3.50	2.50	WHITE	GREY	9103104302
4.00	2.50	WHITE	GREY	9103104303
4.50	2.50	WHITE	GREY	9103104304

Dometic PerfectWall PW 1100

2.09

Wall mounted awning


	Quality Features	<ul style="list-style-type: none">• Easy, ergonomic setup with patented slide-out support legs• Safe handling – the EasyLock Flipper system secures the support legs• Space-saving storage of the tension rafter in the leadrail• Newly designed awning housing without visible screws• Available in three lengths: 2.60 / 3.00 / 3.75 m, extensions up to 2.50 m• High quality, one-piece awning fabric – no welding seam• Telescopic crank• Wide choice of awning adapters for different types of campervans
--	-------------------------	---

LENGTH (M)	EXTENSION (M)	HOUSING COLOUR	FABRIC COLOUR	REF. NO.
2.60	2.00	WHITE	GREY HORIZON	9620001376
3.00	2.50	WHITE	GREY HORIZON	9620001378
2.60	2.50	ANTHRACITE	GREY HORIZON	9620001375
3.00	2.75	ANTHRACITE	GREY HORIZON	9620001377
3.75	2.75	ANTHRACITE	GREY HORIZON	9620001381

Dometic PerfectWall PW 1500 Manual

2.09

Wall mounted awning


	Quality Features	<ul style="list-style-type: none"> • Easily set up by just one person • One of the lightest awnings for large vehicles • Support legs with patented Easy Lock Flipper to secure the awning • Heavy duty UV-protected reinforced vinyl • Strong, one-piece awning cloth: no welding seams • Great quality with 100 % aluminum end caps • Telescopic crank
---	-------------------------	---

LENGTH (M)	EXTENSION (M)	HOUSING COLOUR	FABRIC COLOUR	REF. NO.
2.60	2.00	WHITE	GREY HORIZON	9620001402
3.00	2.50	WHITE	GREY HORIZON	9620001403
3.50	2.50	WHITE	GREY HORIZON	9620001404
4.00	2.50	WHITE	GREY HORIZON	9620001405
4.50	2.75	WHITE	GREY HORIZON	9620001406
5.00	2.75	WHITE	GREY HORIZON	9620001407
2.60	2.00	ANTHRACITE	GREY HORIZON	9620013428
3.00	2.50	ANTHRACITE	GREY HORIZON	9620013429
3.50	2.50	ANTHRACITE	GREY HORIZON	9620013426
4.00	2.50	ANTHRACITE	GREY HORIZON	9620013430
4.50	2.75	ANTHRACITE	GREY HORIZON	9620013425
5.00	2.75	ANTHRACITE	GREY HORIZON	9620013427

Dometic PerfectWall PW 1500 Electric

2.09

Wall mounted awning


	Description Quality Features	<p>This robust electric wall awning is ideally suited for large vehicles. It comes standard with a 12 V motor operated by remote control. The patented automatic front rail allows it to slide in and out smoothly.</p> <ul style="list-style-type: none"> • Aluminium end caps, resistant to shock and impact • Patented locks on both sides of the front rail – for perfect closing • High-quality awning fabric made of one piece – no welding seam • Support legs with patented Easy Lock Flipper
---	---	---

DOMETIC PERFECTWALL PW 1500 12 V AWNING

LENGTH (M)	EXTENSION (M)	HOUSING COLOUR	FABRIC COLOUR	REF. NO.
4.00	2.75	WHITE	GREY HORIZON	9620001393
4.50	2.75	WHITE	GREY HORIZON	9620001395
5.00	2.75	WHITE	GREY HORIZON	9620001397
5.50	2.75	WHITE	GREY HORIZON	9620001399
6.00	2.75	WHITE	GREY HORIZON	9620001401
4.00	2.75	ANTHRACITE	GREY HORIZON	9620001392
4.50	2.75	ANTHRACITE	GREY HORIZON	9620001394
5.00	2.75	ANTHRACITE	GREY HORIZON	9620001396
5.50	2.75	ANTHRACITE	GREY HORIZON	9620001398
6.00	2.75	ANTHRACITE	GREY HORIZON	9620001400

Dometic PerfectRoof PR 2000

Roof mounted awning


		PR 2000
	Description	Small and compact: the perfect roof mount awning for panel vans and small caravans.
	Quality Features	<ul style="list-style-type: none">• Lightweight and compact dimensions – flattest roof awning in the market• Ideal for panel vans and small caravans• Plastic end caps• High-quality awning fabric made of one piece – no welding seam• Support legs with patented Easy Lock Flipper

DOMETIC PERFECTROOF PR 2000 MANUAL AWNING

LENGTH (M)	EXTENSION (M)	HOUSING COLOUR	FABRIC COLOUR	REF. NO.
2.65	2.00	WHITE	GREY HORIZON	9620001409
3.00	2.50	WHITE	GREY HORIZON	9620001411
3.25	2.50	WHITE	GREY HORIZON	9620001413
3.50	2.50	WHITE	GREY HORIZON	9620001415
3.75	2.50	WHITE	GREY HORIZON	9620001417
4.00	2.50	WHITE	GREY HORIZON	9620001419
4.50	2.50	WHITE	GREY HORIZON	9620001421
2.65	2.00	ANTHRACITE	GREY HORIZON	9620001408
3.00	2.50	ANTHRACITE	GREY HORIZON	9620001410
3.25	2.50	ANTHRACITE	GREY HORIZON	9620001412
3.50	2.50	ANTHRACITE	GREY HORIZON	9620001414
3.75	2.50	ANTHRACITE	GREY HORIZON	9620001416
4.00	2.50	ANTHRACITE	GREY HORIZON	9620001418
4.50	2.50	ANTHRACITE	GREY HORIZON	9620001420

Dometic PerfectRoof PR 2500

Roof mounted awning

		PR 2500
	Description	For vehicles of 4.50 m and over, this is one of the most compact awning solutions you'll find. It comes standard with a 12 V motor operated by remote control. With a patented locking system, it is lightweight yet incredibly robust and durable.
	Quality Features	<ul style="list-style-type: none">• Aluminium end caps, resistant to shock and impact• High-quality awning fabric made of one piece – no welding seam• Support legs with patented Easy Lock Flipper

DOMETIC PERFECTROOF PR 2500 12 V AWNING

LENGTH (M)	EXTENSION (M)	HOUSING COLOUR	FABRIC COLOUR	REF. NO.
3.50	2.75	WHITE	GREY HORIZON	9620001426
3.75	2.75	WHITE	GREY HORIZON	9620001428
4.00	2.75	WHITE	GREY HORIZON	9620001430
4.50	2.75	WHITE	GREY HORIZON	9620001432
5.00	2.75	WHITE	GREY HORIZON	9620001435
5.50	2.75	WHITE	GREY HORIZON	9620001437
6.00	2.75	WHITE	GREY HORIZON	9620001440
3.50	2.75	ANTHRACITE	GREY HORIZON	9620001425
3.75	2.75	ANTHRACITE	GREY HORIZON	9620001427
4.00	2.75	ANTHRACITE	GREY HORIZON	9620001429
4.50	2.75	ANTHRACITE	GREY HORIZON	9620001431
5.00	2.75	ANTHRACITE	GREY HORIZON	9620001434
5.50	2.75	ANTHRACITE	GREY HORIZON	9620001436
6.00	2.75	ANTHRACITE	GREY HORIZON	9620001438

AWNING SOLUTIONS FOR PANEL VANS



						Adapter	
Vehicle brand	Vehicle Model	Vehicle Size	Vehicle start of production	Awning length	Mounting	Full Length	Piece
Citroen	Campster with C rail	2016	2019	2.6 m	Wall		9103104385
	Campster	2016	2019	2.6 m	Wall		LHT: 9103104011, RHT:9103104012
	Dispatch	2016	2016	2.6 m	Wall		LHT: 9103104011, RHT:9103104012
	Jumper	L1H1	2006	2.6 m	Wall		9103104263
	Jumper	L1H2	2006	2.6 m	Roof		9600049961
	Jumper	L2H1	2006	3.0 m	Wall		9103104263
	Jumper	L2H2	2006	3.25 m	Roof		9600049961
	Jumper	L2H2 + foldable roof	2006	3.0m	Wall		9103104263
	Jumper	L2H2 + roofrail	2006	3.0 m	Wall		9103103868
	Jumper	L3H2	2006	3.75 m	Roof	9103103888	9600049961
	Jumper	L3H2 + foldable roof	2006	3.75 m	Wall		9103104263
	Jumper	L3H2 + roofrail	2006	3.75 m	Wall		9103103868
	Jumper	L3H3	2006	3.75 m	Wall		9103103875
	Jumper	L3H3	2006	3.75 m	Roof		9103104205
	Jumper	L4H2	2006	4.0 m	Roof	9103103889	9600049961
	Jumper	L4H2 + foldable roof	2006	4.0 m	Wall		9103104263
	Jumper	L4H2 + roofrail	2006	4.0 m	Wall		9103103868
	Jumper	L4H3	2006	4.0 m	Wall	9103103871	9103103875
	Jumper	L4H3	2006	4.0 m	Roof		9103104205
	Jumpy		2016	2.6 m	Wall		LHT: 9103104011, RHT:9103104012
	Relay	L1H1	2006	2.6 m	Wall		9103104263
	Relay	L1H2	2006	2.6 m	Roof		9600049961
	Relay	L2H1	2006	3.0 m	Wall		9103104263
	Relay	L2H2	2006	3.25 m	Roof		9600049961
	Relay	L3H2	2006	3.75 m	Roof	9103103888	9600049961
	Relay	L3H2 + foldable roof	2006	3.75 m	Wall		9103104263
	Relay	L3H2 + roofrail	2006	3.75 m	Wall		9103103868
	Relay	L3H3	2006	3.75 m	Wall		
	Relay	L3H3	2006	3.75 m	Roof		9103103875
	Relay	L4H2	2006	4.0 m	Roof	9103103889	9600049961
	Relay	L4H2 + foldable roof	2006	4.0 m	Wall		9103104263
	Relay	L4H2 + roofrail	2006	4.0 m	Wall		9103103868
	Relay	L4H3	2006	4.0 m	Wall	9103103871	9103103875
	Relay	L4H3	2006	4.0 m	Roof		9103104205
	Spacetourer		2016	2.6 m	Wall		LHT: 9103104011, RHT:9103104012



						Adapter	
Vehicle brand	Vehicle Model	Vehicle Size	Vehicle start of production	Awning length	Mounting	Full Length	Piece
Fiat	Ducato	L1H1	2006	2.6 m	Wall		9103104263
	Ducato	L1H2	2006	2.6 m	Roof		9600049961
	Ducato	L2H1	2006	3.0 m	Wall		9103104263
	Ducato	L2H2	2006	3.25 m	Roof		9600049961
	Ducato	L3H2	2006	3.75 m	Roof	9103103888	9600049961
	Ducato	L3H2 + foldable roof	2006	3.75 m	Wall	9103103888	9600049961
	Ducato	L3H2 + roofrail	2006	3.75 m	Wall		9103103868
	Ducato	L3H3	2006	3.75 m	Wall		9103103875
	Ducato	L3H3	2006	3.75 m	Roof		9103104205
	Ducato	L4H2	2006	4.0 m	Roof	9103103888	9600049961
	Ducato	L4H2 + foldable roof	2006	4.0 m	Wall		9103104263
	Ducato	L4H2 + roofrail	2006	4.0 m	Wall		9103103868
	Ducato	L4H3	2006	4.0 m	Wall	9103103871	9103103875
	Ducato	L4H3	2006	4.0 m	Roof		9103104205
	Talento		2014	2.6 m	Wall		9103104103
Ford	Nugget High Roof		2019	2.6 m	Wall		9103103811
Iveco	Daily	L2H2		3.0 m	Wall		9103104263
	Daily	L3H2		3.5 m	Wall	9103104262	9103104263
	Daily	L4H2		4.5 m	Wall		9103104263
	Daily	L5H2		5.0 m	Wall		9103104263
MAN	TGE	H2	2017	4.0 m	Roof		RHT: 9103104206, LHT:9103104250
Mercedes	Sprinter	L1H2	2019	2.6 m	Roof	9103103902	9103103908
	Sprinter	L2H2	2019	3.25 m	Roof		9103103908
	Sprinter	L3H2	2019	4.0 m	Roof	9103103906	9103103908
	Sprinter	L4H2	2019	4.5 m	Roof	9103103907	9103103908
	V-Class / Vito	Sutter Multi Rail	2014	2.6 m	Wall		9620009579
Nissan	NV300		2016	2.6 m	Wall		9103104103
Opel	Vivaro B	B	2010	2.6 m	Wall		9103104103
	Movano	L1H1	2021	2.6 m	Wall		9103104263
	Movano	L1H2	2021	2.6 m	Roof		9600049961
	Movano	L2H1	2021	3.0 m	Wall		9103104263
	Movano	L2H2	2021	3.25 m	Roof	9103103887	9600049961
	Movano	L3H2	2021	3.75 m	Roof	9103103888	9600049961
	Movano	L3H2 + foldable roof	2021	3.75 m	Wall		9103104263
	Movano	L3H2 + roofrail	2021	3.75 m	Wall		9103103868
	Movano	L3H3	2021	3.75 m	Wall		9103103875
	Movano	L3H3	2021	3.75 m	Roof		9103104205
	Movano	L4H2	2021	4.0 m	Roof	9103103889	9600049961
	Movano	L4H2 + foldable roof	2021	4.0 m	Wall		9103104263
	Movano	L4H2 + roofrail	2021	4.0 m	Wall		9103103868
	Movano	L4H3	2021	4.0 m	Wall	9103103871	9103103875
	Movano	L4H3	2021	4.0 m	Roof		9103104205
	Vivaro C	C	2019	2.6 m	Wall		LHT: 9103104011, RHT:9103104012
	Zafira Life		2019	2.6 m	Wall		LHT: 9103104011, RHT:9103104012



						Adapter	
Vehicle brand	Vehicle Model	Vehicle Size	Vehicle start of production	Awning length	Mounting	Full Length	Piece
Peugeot	Boxer	L1H1	2006	2.6 m	Wall		9103104263
	Boxer	L1H2	2006	2.6 m	Roof		9103103886
	Boxer	L2H1	2006	3.0 m	Wall		9103104263
	Boxer	L2H2	2006	3.25 m	Roof	9103103887	9600049961
	Boxer	L3H2	2006	3.75 m	Roof	9103103888	9600049961
	Boxer	L3H2 + foldable roof	2006	3.75 m	Wall		9103104263
	Boxer	L3H2 + roofrail	2006	3.75 m	Wall		9103103868
	Boxer	L3H3	2006	3.75 m	Wall		9103103875
	Boxer	L3H3	2006	3.75 m	Roof		9103104205
	Boxer	L4H2	2006	4.0 m	Roof	9103103889	9600049961
	Boxer	L4H2 + foldable roof	2006	4.0 m	Wall		9103104263
	Boxer	L4H2 + roofrail	2006	4.0 m	Wall		9103103868
	Boxer	L4H3	2006	4.0 m	Wall	9103103871	9103103875
	Boxer	L4H3	2006	4.0 m	Roof		9103104205
	Expert		2016	2.6 m	Wall		LHT: 9103104011, RHT:9103104012
	Traveller		2016	2.6 m	Wall		LHT: 9103104011, RHT:9103104012
Renault	Master	L1H2	2010	2.6 m	Roof		9103103901
	Master	L2H2	2010	3.25 m	Roof	9103104010	9103103901
	Master	L3H2	2010	3.75 m	Roof	9103103895	9103103901
	Master	L4H2	2010	4.50 m	Roof	9103103897	9103103901
	Trafic 3	L1H1	2014	2.6 m	Wall		9103104103
	Trafic 3	L2H1	2014	2.6 m	Wall		9103104103
Toyota	Proace		2016	2.6 m	Wall		LHT: 9103104011, RHT:9103104012
	Proace Verso		2016	2.6 m	Wall		LHT: 9103104011, RHT:9103104012
Volkswagen	T5 California		2006	2.6 m	Wall		9103104020
	T5 Multivan		2003	2.6 m	Wall		9103104118
	T5 Multivan	Roofrail	2003	2.6 m	Wall		9103104356
	T6 California		2015	2.6 m	Wall		9103104020
	T6 Multivan	SWB	2018	2.6 m	Wall		9103104118
	T6 Multivan	Roofrail	2018	2.6 m	Wall		9103104356
	Crafter	L3H2	2017	3.0 m	Wall		RHT: 9103104206, LHT:9103104250
	Crafter	L4H2	2017	4.0 m	Wall		RHT: 9103104206, LHT:9103104250
	Crafter	L5H2	2017	4.5 m	Wall		RHT: 9103104206, LHT:9103104250


Dometic LED profile

LED strip with modular aluminum profile, white or anodised

	Quality features	<ul style="list-style-type: none"> • Easy installation under the awning on the vehicle wall • Perfect angle of illumination thanks to aluminium profile • Available for all Dometic wall awnings (2.6 – 6 m long) 		
	Product Length (m)	Led profile fragmented, white, 1 x	Led rail full length, white, 5 x	Led rail full length, anodised, 5 x
	2.6	9103104264	9103104272	9103104283
	3.0	9103104265	9103104273	9103104284
	3.5	9103104266	9103104274	9103104285
	4.0	9103104267	9103104275	9103104286
	4.5	9103104268	9103104276	9103104287
	5.0	9103104269	9103104277	9103104288
	5.5	9103104270	9103104278	9103104289
	6.0	9103104271	9103104279	9103104290


Dometic PW-SJ

Sealing joint for the Dometic PerfectWall PW 1500 / PW 1100

		3.00 m	3.50 m	4.00 m	6.00 m	30.00 m
	PW 1500 sealing joints Small, width 50 mm	9103103979	9103103980	9103103981	–	9103103982
	PW 1500 sealing joints Large, width 75 mm	9103103983	9103103984	9103103985	–	9103103986
	PW 1100 sealing joints	–	–	9103104323	9103104324	9103104325
	Description	Sealing joint for the Dometic PerfectWall awnings. Available in a variety of lengths and widths, this rubber sealing ensures the water-tight attachment of your awning to your RV.				


Dometic PR-FS

Awning foam strip kit for PR 2000 and PR 2500

	Description	The Dometic PR-FS foam strip prevents leakage by closing the space between the vehicle and the roof awning. It is designed for the Dometic PerfectRoof PR 2000 or PR 2500.	
	Product	Ref. No.	
	Dometic PR Foam Tape, 2 x 1.5M, height 10 mm	9103104391	
	Dometic PR Foam Tape, 2 x 1.5M, height 20 mm	9103104207	
	Dometic PR Foam Tape, 2 x 1.5M, height 40 mm	9600049440	

Dometic AW-TDKIT

Awning tie down kit


	Description	This tie down kit enables you to firmly anchor PerfectWall and PerfectRoof awnings with support legs into the ground.	
	Quality features	<ul style="list-style-type: none"> • Adjustable straps and robust clasps, just right for windy days • Easy to use, guarantees firm hold • Coil springs relieve strain in wind 	
	Product	Ref. No.	
	Dometic AW-TDKIT	9103104000	

AN EXTRA ROOM IN FRONT OF THE VEHICLE

How you create additional “living space”

Dometic Camp Room

Awning tent



Quality features

- Water- and windproof for optimal protection in all weathers
- Quick and easy: can be set up by one person in under 20 minutes
- Zip-up closures transform the awning into a tent
- Scratch-proof seal to keep the rain out
- Attaching the standard supplied skirts creates an additional sleeping space
- All windows come with mosquito screens, roll-up PVC windows and curtains

Product	Ref. No.	Product	Ref. No.
CampRoom sides PW – Small – Ex 2.5 m	9103103934	CampRoom front – 2.6 m	9103103923
CampRoom sides PW – Small – Ex 2 m	9103103933	CampRoom front – 3 m	9103103924
CampRoom sides PW – Medium – Ex 2.5 m	9103103935	CampRoom front – 3.25 m	9103103925
CampRoom sides PW – Medium – Ex 2.75 m	9103104181	CampRoom front – 3.5 m	9103103926
CampRoom sides PW – Large – Ex 2.5 m	9103103936	CampRoom front – 3.75 m	9103103927
CampRoom sides PW – X-Large – Ex 2.5 m	9103103937	CampRoom front – 4 m	9103103928
		CampRoom front – 4.5 m	9103103929
CampRoom sides PR – Medium – Ex 2.5 m	9103103938	CampRoom front – 5 m	9103103930
CampRoom sides PR – Large – Ex 2.5 m	9103103939	CampRoom front – 5.5 m	9103103931
CampRoom sides PR – Ducato – Ex 2.5 m	9103103940	CampRoom front – 6 m	9103103932



All windows come standard with mosquito screens, roll-up PVC windows (outside) and curtains (inside).



The roll-up door is always fitted on the right hand side. Two doors (left and right) are standard for lengths > 4.50 m.



An additional triangle is included with the Ducato version for even better protection.



You can cover the lower side of the vehicle with a standard supplied skirt (keder rail is not included in the set).



The lock of the clamping profile must be turned only a quarter of a turn.



The mast profiles are fitted with rubber seals to prevent scratching and to make the area entirely waterproof. The height can easily be adjusted.



The side panel is secured to the support legs with Velcro straps and then connected with the front panel.



The cross brace adds stability to the tent.

DOMETIC REVO ZIP PRIVACY ROOM

More than just shade

Dometic Revo Zip awnings can be fitted with a privacy room in a matter of minutes to provide comfortable accommodation away from the elements. The side walls simply zip to the awning roof and can be attached to the vehicle by using the Limpet™ Fix System or upright poles. The front wall slides into the prepared channel on

the awning’s front rail and zips to the side walls. The Dometic Revo Zip Privacy Room comes complete with curtains and side doors with mesh panels behind. Suitable for vehicles with a rail height of between 240 and 270 cm.

- Side walls simply zip to the Revo roof
- Front wall slides into channel on the Revo front rail and zips to the side walls
- Side walls can be attached to the vehicle side using the Limpet™ Fix System or by using rear upright poles
- Height of side walls can be varied to suit different height vehicles with a rail height of between 240 -270 cm
- Complete with curtains on easy-slide track
- Zip-out side and front panels
- Side doors with mesh panels behind



MODEL	FITS AWNING MODEL	WEIGHT (KG)	REF. NO.
240 PRIVACY ROOM	REVO ZIP 240	9.1	9103104329
270 PRIVACY ROOM	REVO ZIP 270	9.8	9103104330
310 PRIVACY ROOM	REVO ZIP 310	10.7	9103104331
350 PRIVACY ROOM	REVO ZIP 350	11.1	9103104332
400 PRIVACY ROOM	REVO ZIP 400	11.5	9103104333
450 PRIVACY ROOM	REVO ZIP 450	11.9	9103104334
DOMETIC REVO SUPPORT RAFTER	350 – 450	0.5	9103104335



ADDITIONAL PRIVACY AND WEATHER PROTECTION

RainProtect

RainProtect is made from a grey, water- and windproof PVC material. The front and the side panels are available in different sizes. The front panel is non-transparent, the side panels (suitable for use left or right) have a panoramic window. They extend down to the ground to provide optimal protection against moisture.




Dometic RainProtect Front

Made from long-lasting opaque fabric, this windproof and waterproof PVC panel provides extra protection against the elements.

	Quality features		<ul style="list-style-type: none">• Designed to fit all Dometic awnings with support legs• Windproof and waterproof construction• For awning extensions of 2.50 m with widths from 2.6 to 6.0 m
	For awning width (m)	Extension (m)	Ref. No.
	2.60	1.40	9103103954
	3.00	1.40	9103103955
	3.50	1.40	9103103956
	3.75	1.40	9103103957
	4.00	1.40	9103103958
	4.50	1.40	9103103959
	5.00	1.40	9103103960
	5.50	1.40	9103103961
	6.00	1.40	9103103962

Dometic RainProtect deLuxe Side

Panoramic window protects against rain and wind down to the ground. Can be used left or right.



Quality features	<ul style="list-style-type: none">• Designed to fit all Dometic awnings with support legs• Windproof and waterproof construction• For awning extensions of 2.50 m and heights from 2.0 to 3.2 m			
	Size	For awning extension (m)	Height (m)	Ref. No.
	SMALL	2.50	2.00 – 2.29	9103103967
	MEDIUM	2.50	2.30 – 2.59	9103103968
	LARGE	2.50	2.60 – 2.89	9103103969
	X-LARGE	2.50	2.90 – 3.20	9103103970

SunProtect

SunProtect is a transparent screen fabric that lets the light through and keeps the heat out. It is available as a front panel or side panel. The front panel has an extension of 1.40 metres and can be supplied for various awning widths. The side panel can be fitted either to the right or left of the awning. There’s a matching SunProtect for all Dometic awnings.




Dometic SunProtect Front

Let the light in but keep the heat out with this breathable and translucent awning attachment. Available in a variety of sizes.

	Quality features		
	<ul style="list-style-type: none">• A translucent sun screen to keep you cool and protect you from the sun• Comes in a large range of widths, ranging from 2.60 m to 6 m, to suit most models• Consists of a light-permeable screen fabric that admits light but blocks heat		
	For awning width (m)	Extension (m)	Ref. No.
	2.60	1.40	9103103941
	3.00	1.40	9103103942
	3.50	1.40	9103103943
	3.75	1.40	9103103944
	4.00	1.40	9103103945
	4.50	1.40	9103103946
	5.00	1.40	9103103947
	5.50	1.40	9103103948
	6.00	1.40	9103103949

Dometic SunProtect Side

Let the light in but keep the heat out with this breathable and translucent awning attachment. Available in a variety of sizes.



Quality features	<ul style="list-style-type: none">• A translucent sun screen to keep you cool and protect you from the sun• For awning extensions of 2.50 m and heights from 2.0 to 3.2 m• Consists of a light-permeable screen fabric that admits light but blocks heat			
	Size	For awning extension (m)	Height (m)	Ref. No.
	SMALL	2.50	2.00 – 2.29	9103103950
	MEDIUM	2.50	2.30 – 2.59	9103103951
	LARGE	2.50	2.60 – 2.89	9103103952
	X-LARGE	2.50	2.90 – 3.20	9103103953



EXPERTS IN LIGHT AND AIR

Dometic windows, roof windows and roller blinds

When it comes to creating perfect ventilation and light conditions, Dometic products are the obvious choice. 70% of all European recreational vehicles use window systems which are made at the Krautheim factory in Southern Germany. The continuous feedback from OEMs and vehicle designers results in innovative solutions that set industry standards on an international scale.


Dometic provides a huge choice of hinged and sliding windows – complemented by perfectly matching fly screens and roller blind systems. Intelligent design, high-grade materials and solid workmanship guarantee maximum functionality, convenient handling and a long service life.



WINDOWS & ROOF WINDOWS

Quality from the market leader: perfect workmanship, easy handling. Best-in-class thermal insulation.


Page 44 - 57



BLIND SYSTEMS & FLY SCREENS

Effective protection, easy handling. Tailor-made solutions for windows and Roof windows in all standard sizes.

Page 58 - 63



ACCESSORIES

Rainwater drainage with integrated LED strip light for Fiat Ducato sliding doors. Safety net for protecting children on board.

Page 64



SERVICE HATCHES

Beautiful design from weatherproof plastic material. Easy to fit without screws, horizontal or vertical installation.

Page 65



Dometic FanTastic Vent 7350

3.42


Roof vent with white dome incl. remote control, 471 x 471 mm

	Quality Features	<ul style="list-style-type: none">• Manual speed fan with 14 settings• Automatic variable speed controlled by built-in thermostat• Fits standard 471 x 471 mm• Rain sensor automatically closes dome when wet• Incl. remote control	
	Dimensions (W x H x D)	471 x 190 x 471 mm	
	Color type	White	
	Product	Ref. No.	
	Dometic FanTastic Vent 7350	9600005804	

Dometic FanTastic Vent 2250

3.42

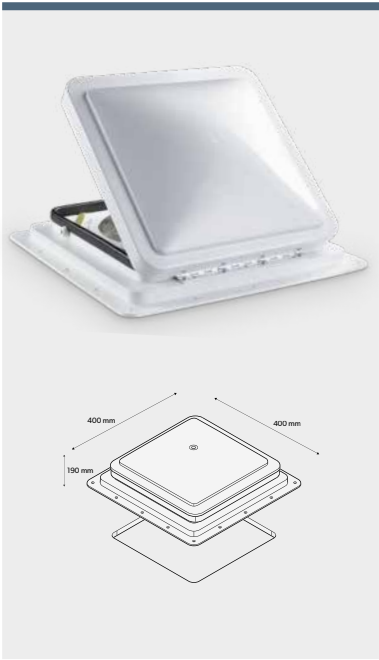
Roof vent with white dome, 400 x 400 mm

	Quality Features	<ul style="list-style-type: none">• 3-speed fan (low, medium, high)• Fits standard sizes• Built-in thermostat	
	Dimensions (W x H x D)	400 x 190 x 400 mm	
	Color type	White	
	Product	Ref. No.	
	Dometic FanTastic Vent 2250	9108879484	

Dometic FanTastic Vent 3350

3.42

Roof vent with white dome, 400 x 400 mm

	Quality Features	<ul style="list-style-type: none">• Three fan blade speeds• Built-in thermostat• Quiet operation	
	Dimensions (W x H x D)	400 x 190 x 400 mm	
	Color type	White	
	Product	Ref. No.	
	Dometic FanTastic Vent 3350	9108879488	



WINDOWS & ROOF WINDOWS


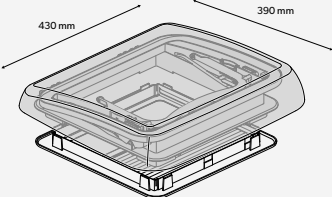
FRESH AIR AND NATURAL LIGHT IN THE VEHICLE

There are many different ways to let fresh air and natural light into the vehicle. You can use one of our popular lift-and-tilt roof windows (Hekis), or opt for a top-hung or sliding window.

Dometic Micro Heki 280 x 280

3.42

Roof window

		WITH FORCED VENTILATION	WITHOUT FORCED VENTILATION
  <p>* Requires additional assembly kit</p>	Operating	Lever	Lever
	Positions	2	2
	Max. opening angle	50°	50°
	PMMA glazing	Double	Double
	Darkening	Single-pleated	Single-pleated
	Fly screen	Single-pleated	Single-pleated
	Frame material	ASA	ASA
	Frame colour	RAL 9001	RAL 9001
	Possible roof thickness	23 – 42* mm	23 – 42* mm
	Installation dimensions = External space requirement	430 x 390 mm	430 x 390 mm
	Aperture size	280 x 280 mm	280 x 280 mm
	Weight	1.7 kg	1.7 kg
	Quality Features	<ul style="list-style-type: none"> • Model available with inner fly screen (can be adjusted separately) and optional darkening • Model available with or without forced ventilation • Maximum opening angle: 50° • Double acrylic glazing, tinted on the outside • Lockable vent position • For roof thickness of 23–42 mm 	
Product		Ref. No.	
Roof window with flyscreen, forced ventilation		9104117434	
Roof window with flyscreen		9104117435	
Roof window with blinds and flyscreen, forced ventilation		9104117679	
Roof window with blinds and flyscreen		9104117680	
/ Optional extras			
Adapter frame for roof thicknesses of 43–60 mm		9104118059	
Adapter frame for Fiat Ducato		9104116108	
Assembly kit 23–25 mm		9104118048	
Assembly kit 26–27 mm		9104118049	
Assembly kit 28–29 mm		9104118050	
Assembly kit 30–31 mm		9104118051	
Assembly kit 32–33 mm		9104118052	

Dometic Mini Heki Style 400 x 400

3.42

Roof window



* Requires shortening of the screw bosses

	WITH FORCED VENTILATION	WITHOUT FORCED VENTILATION
Operating	Lever	Lever
Positions	3	3
Max. opening angle	50°	50°
PMMA glazing	Double	Double
Darkening	Single-pleated	Single-pleated
Fly screen	Single-pleated	Single-pleated
Frame material	ASA	ASA
Frame colour	RAL 9001	RAL 9001
Standard roof thickness	42 mm / 60 mm	42 mm / 60 mm
Possible roof thickness	25–41* mm / 43–59* mm	25–41* mm / 43–59* mm
Installation dimensions = External space requirement	550 x 510 mm	550 x 510 mm
Aperture size	400 x 400 mm	400 x 400 mm
Weight	3.3 kg	3.3 kg
Quality Features	<ul style="list-style-type: none"> • Opens to three positions: fully open, half-open, and bad-weather position • Dome with double acrylic glazing • Special shaped glass dome is aerodynamic • Handle-operated • Without or without forced ventilation • 400 x 400 mm 	
Product	Ref. No.	
Roof window with forced ventilation, roof thickness 25–42 mm	9104116244	
Roof window with forced ventilation, roof thickness 43–60 mm	9104116245	
Roof window without forced ventilation, roof thickness 25–42 mm	9104116242	
Roof window without forced ventilation, roof thickness 43–60 mm	9104116243	
/ Optional extras		
Spoiler	9104100260	
Adapter frame for Roof windows bigger than 400 x 400 mm	9103500476	
Adapter frame for Fiat Ducato 250, 400 x 400 mm	9104114007	

Dometic Mini Heki S 400 x 400

3.42


Roof window

 <p>* Requires shortening of the screw bosses</p>	Operating	Handles
	Positions	5
	PMMA glazing	Single
	Darkening	Single-pleated
	Fly screen	Single-pleated
	Frame material	ASA
	Frame colour	RAL 9001
	Standard roof thickness	42 mm / 60 mm
	Possible roof thickness	23–41* mm or 43–59* mm
	Installation dimensions = External space requirement	500 x 500 mm
	Aperture size	400 x 400 mm
	Weight	2.9 kg
	Quality Features	<ul style="list-style-type: none">• Using handles, it can be placed in five different positions• Separately adjustable darkening and fly screens keep light and insects out• Forced ventilation
	Product	Ref. No.
Dometic Mini Heki S, Roof window for roof thickness 25–42 mm		9104100289
Dometic Mini Heki S, Roof window for roof thickness 43–60 mm		9104100290
/ Optional extras		
Spoiler		9104100260
Adapter frame for Roof windows bigger than 400 x 400 mm		9103500476
Adapter frame for Fiat Ducato 250, 400 x 400 mm		9104114007

Dometic Midi Heki Style 700 x 500

3.42

Roof window

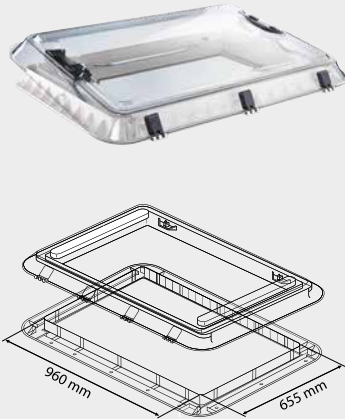
		MIDI HEKI (HANDLE)	MIDI HEKI (CRANK)
	Operating	Lever	Crank
	Positions	3	variable
	Max. opening angle	45°	60°
	PMMA glazing	Double	Double
	Darkening	Single-pleated	Single-pleated
	Fly screen	Single-pleated	Single-pleated
	Frame material	ASA	ASA
	Frame colour	RAL 9001	RAL 9001
	Standard roof thickness	30 – 34 mm	30 – 34 mm
	Possible roof thickness	25 – 29 / 35 – 60 *mm	25 – 29 / 35 – 60 *mm
	Installation dimensions = External space requirement	880 x 650 mm	880 x 650 mm
	Aperture size	700 x 500 mm	700 x 500 mm
	Weight	8.0 kg	8.5 kg
	Quality Features	<ul style="list-style-type: none">• Separately adjustable darkening and fly screens• Well insulated dome with double acrylic glazing• Improved aerodynamics reduce by 20 %	
Product		Ref. No.	
Dometic Midi Heki Style, Roof window with lever, with forced ventilation, white, 700 x 500 mm		9104120057	
Dometic Midi Heki Style, Roof window with crank, with forced ventilation, white, 700 x 500 mm		9104120059	
Dometic Midi Heki Style, Roof window with lever, without forced ventilation, white, 700 x 500 mm		9104120058	
Dometic Midi Heki Style, Roof window with crank, without forced ventilation, white, 700 x 500 mm		9104120060	
Dometic Midi Heki Style, Roof window with lever, with forced ventilation, grey, 700 x 500 mm		9104121199	
Dometic Midi Heki Style, Roof window with crank, with forced ventilation, grey, 700 x 500 mm		9104121201	
Dometic Midi Heki Style, Roof window with lever, without forced ventilation, grey, 700 x 500 mm		9104121200	
Dometic Midi Heki Style, Roof window with crank, without forced ventilation, grey, 700 x 500 mm		9104121202	
/ Optional extras			
Adapter frame Fiat Ducato		9104116106 (front)	
Adapter frame Fiat Ducato		9104116107 (rear)	
Spoiler 800 mm		9104100236	
Assembly kit 25 – 29 mm		9104100261	
Assembly kit 35 – 42 mm		9104100263	
Assembly kit 43 – 52 mm		9104100264	
Assembly kit 53 – 60 mm		9104100265	

* Requires additional assembly kit

Dometic Heki 2 960 x 655

3.42

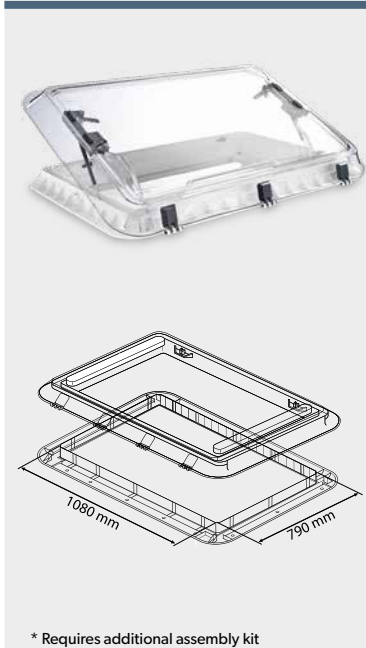
Roof window for caravans

 <p>* Requires additional assembly kit</p>	Operating	Lever
	Positions	3
	Max. opening angle	55°
	PMMA glazing	Double
	Darkening	Roller blind system
	Fly screen	Roller blind system
	Frame material	ASA
	Frame colour	RAL 9001
	Standard roof thickness	25 – 32 mm
	Possible roof thickness	33 – 60 *mm
	Installation dimensions = External space requirement	1080 x 790 mm
	Aperture size	960 x 655 mm
	Weight	11.0 kg
Quality Features		<ul style="list-style-type: none">• Gas pressure springs for easy opening• Separately adjustable darkening and fly screens• Forced ventilation• Double acrylic glazing
Product		Ref. No.
Dometic Heki 2		9104100235
/ Optional extras		
Inner frame with integrated lights and roller blind as upgrade (same as for Heki 2 DeLuxe)		9104100241
Spoiler 800 mm		9104100236
Assembly kit 32 – 39 mm		9104100245
Assembly kit 39 – 46 mm		9104100246
Assembly kit 46 – 53 mm		9104100247
Assembly kit 53 – 60 mm		9104100248

Dometic Heki 2 de Luxe 960 x 655

3.42


Roof window with integrated lights and honeycomb blind

 <p>* Requires additional assembly kit</p>	Operating	Lever
	Positions	3
	Max. opening angle	55°
	12-volt lights	4 x 5 W
	PMMA glazing	Double
	Darkening	Duette
	Fly screen	Roller blind system
	Frame material	ASA
	Frame colour	RAL 9001
	Standard roof thickness	25–32 mm
	Possible roof thickness	33–60 * mm
	Installation dimensions = External space requirement	1080 x 790 mm
	Aperture size	960 x 655 mm
	Weight	11.0 kg
	Quality Features	<ul style="list-style-type: none">• Gas pressure springs• Double-pleated Duette honeycomb roller blind and fly screen• Forced ventilation• Double acrylic glazing• Integrated lighting
Product		Ref. No.
Dometic Heki 2 de Luxe		9104100240
/ Optional extras		
Spoiler 800 mm		9104100236
Spoiler 1,100 mm		9104100237
Assembly kit 32–39 mm		9104100245
Assembly kit 39–46 mm		9104100246
Assembly kit 46–53 mm		9104100247
Assembly kit 53–60 mm		9104100248

Dometic Heki 3plus 960 x 655

3.42

Roof window

 <p>* Requires additional assembly kit</p>	Operating	Crank
	Positions	variable
	Max. opening angle	70°
	PMMA glazing	Double
	Darkening	Duette
	Fly screen	Single-pleated
	Frame material	ASA
	Frame colour	RAL 9001
	Standard roof thickness	25 – 32 mm
	Possible roof thickness	33 – 60* mm
	Installation dimensions = External space requirement	1080 x 790 mm
	Aperture size	960 x 655 mm
	Weight	15 kg
	Quality Features	<ul style="list-style-type: none">• Double-pleated Duette honeycomb blind• Pleated, black gauze fly screen• Double acrylic glazing
Product		Ref. No.
Dometic Heki 3plus		9104115635
/ Optional extras		
Spoiler 800 mm		9104100236
Spoiler 1,100 mm		9104100237
Assembly kit 32 – 39 mm		9104100245
Assembly kit 39 – 46 mm		9104100246
Assembly kit 46 – 53 mm		9104100247
Assembly kit 53 – 60 mm		9104100248

DOMETIC S4

Dometic S4 framed window made of polyurethane with fully integrated roller blind and fly screen

The unique Dometic polyurethane frame windows have been tried and tested millions of times and are suitable for all vehicle categories, including panel vans with a radius of up to 5000 mm. The extremely torsion-resistant frame has by far the best insulating properties of all available window materials for vehicles. Furthermore, these frames are extremely UV and weather resistant. The pre-assembled blackout blinds and fly screens - each with one-handed operation - contribute to a particularly quick and easy installation time. All visible surfaces are coated with 2K paint, outside in black RAL9005 and inside cream white RAL9001. The double-glazed window surfaces made of bubble-free, gray-tinted acrylic glass can be continuously and self-lockingly fixed in any position using telescopic stainless steel stays. In the closed position, the window pane surface lies flush in the frame and, in combination with the security locks, offers increased protection against burglary. The blackout roller

blinds are aluminum-coated on the back and offer excellent thermal protection. The S4 windows are suitable for all vehicle walls with a wall thickness of 26 mm-41 mm. Wall cutout radius 12 mm. Both the outer frame and the inner frame can be painted over if necessary.



- Extremely torsion-resistant and excellently insulating frame
- Weather and UV resistant
- Double-glazed bubble-free acrylic pane, infinitely adjustable
- Increased burglary protection
- Particularly easy and quick to install thanks to complete integration of the roller blinds, no wall drilling required
- Widest range of sizes available
- E7 test mark
- Suitable for vehicles up to 160 km/h
- Made in Germany



Dometic S4 Windows

3.42

Top-hung and sliding windows

<p>Sliding window</p>  <p>Hinged window</p> 	<p>Quality Features</p> <ul style="list-style-type: none"> • Double acrylic glazing and polyurethane frame for excellent insulation • Built-in aluminium-coated darkening blind • Practical fly screen keeps insects out • Quick and easy installation • Friction hinges allow opening to any position (top-hung version)
--	---

Size W x H (mm)	Overall size W x H (mm)	Space size W x H (mm)	Clearance dimension W x H (mm)	Weight (kg)	Ref. No. hinged window	Ref. No. sliding window
300 x 500	343 x 531	293 x 498	204 x 354	4.3	9104117016	–
350 x 500	393 x 531	343 x 498	254 x 354	4.7	9104115543	–
500 x 300	544 x 330	499 x 298	404 x 154	4.3	9104115544	–
500 x 350	544 x 380	500 x 348	404 x 204	4.7	9104115545	–
500 x 450	544 x 480	500 x 448	404 x 304	5.0	9104115546	9104100141
500 x 500	544 x 531	499 x 499	404 x 354	5.7	9104115547	–
550 x 550	594 x 581	549 x 549	454 x 404	5.7	9104115549	–
550 x 600	594 x 631	549 x 599	454 x 454	6.1	9104115551	–
600 x 500	644 x 531	599 x 498	504 x 354	6.1	9104115552	9104100147
600 x 600	644 x 631	599 x 599	504 x 454	7.0	9104115553	9104100149
700 x 300	745 x 330	700 x 298	604 x 154	5.3	9104115555	9104100151
700 x 400	745 x 430	702 x 398	604 x 254	6.1	9104115557	9104100153
700 x 450	745 x 481	702 x 448	604 x 304	6.5	9104115558	9104100155
700 x 500	745 x 531	700 x 498	604 x 354	7.0	9104115559	–
700 x 550	745 x 581	700 x 549	604 x 404	7.4	9104115560	9104100157
700 x 600	745 x 631	702 x 599	604 x 454	7.7	9104115561	9104100159
750 x 600	797 x 631	750 x 599	654 x 454	8.2	9104115564	9104100163
800 x 350	846 x 380	800 x 347	704 x 204	6.6	9104115565	9104100165
800 x 450	846 x 481	801 x 450	704 x 304	7.1	9104115566	9104100167
900 x 400	948 x 430	902 x 398	804 x 254	7.5	9104115568	9104100171
900 x 450	948 x 481	902 x 448	804 x 304	8.0	9104115569	9104100173
900 x 500	948 x 531	902 x 499	804 x 354	8.4	9104115570	9104100175
900 x 550	948 x 581	902 x 549	804 x 404	8.6	9104115571	9104100177
900 x 600	948 x 631	902 x 599	804 x 454	9.2	9104115572	9104100179
1000 x 450	1048 x 481	1002 x 448	904 x 304	8.6	9104115573	–
1000 x 500	1048 x 531	1002 x 499	904 x 354	9.3	9104115574	9104100181
1000 x 600	1048 x 631	1002 x 599	904 x 454	11.0	9104115576	9104100185
1000 x 800	1048 x 832	1002 x 800	904 x 654	12.0	9104115577	–
1100 x 450	1148 x 481	1103 x 448	1004 x 304	9.9	9104115578	9104100187
1100 x 550	1148 x 581	1102 x 549	1004 x 404	10.1	9104115579	–
1200 x 300	1248 x 330	1201 x 297	1104 x 154	8.2	9104115581	–
1200 x 500	1249 x 531	1203 x 500	1104 x 354	10.5	9104115583	–
1200 x 600	1249 x 631	1201 x 599	1104 x 454	12.5	9104115584	9104100189
1200 x 700	1249 x 733	1201 x 699	1104 x 554	13.1	9104115585	–
1300 x 600	1343 x 631	1297 x 599	1204 x 454	14.2	9104115588	9104100193
1450 x 550	1500 x 581	1453 x 549	1354 x 404	13.6	9104115589	–
1450 x 600	1500 x 631	1454 x 599	1354 x 454	14.9	9104115590	9104100195
1450 x 700	1500 x 733	1452 x 699	1354 x 554	15.7	9104115591	–
1600 x 600	1650 x 631	1602 x 599	1504 x 454	16.2	9104115593	–

DOMETIC S7P - R5000

the aluminium framed top hung window for all vans

The Dometic S7P frame windows, which are slightly curved on the outside and lie extremely flat, are ideal for panel vans. Powder-coated aluminum profiles ensure lighter weight, excellent thermal insulation and a first-class surface finish. The unique combination of the thermally separated outer frame and the integrated rainwater drain makes this window system ideal for use in all climatic conditions.

High-quality double-insulated acrylic glazing, darkly tinted in privacy black and free of inclusions and air bubbles.

- Multiple locking protects against intruders, exhibitor with automatic locking, telescopic. Ventilation stand integrated.
- Quick installation using mounting brackets specially developed for this system for almost all wall thicknesses from 22 mm to a maximum of 44 mm
- Excellent insulation thanks to thermally separated aluminum profiles of the outer frame.
- Outer frame with integrated rainwater drainage prevents standing water in the outer frame
- Concealed integrated pressure compensation valves
- Opening angle up to 81°, locks with child safety locks, ventilation stand integrated
- Suitable for vehicle wall curvature radius of 5000 mm, wall cutout corner radius 75 mm
- Outer frame with 5.2 mm extremely flat structure, outer pane integrated flat
- For wall thicknesses from 22-43 mm
- Approved for vehicles up to 160 km/h
- Made in Germany



Dometic S7P windows

A perfect match for panel vans with curved outlines: S7P windows look great with their slightly curved radius of 5000 mm, flush-fitting pane and dark-tinted double acrylic glazing. The lightweight, powder-coated aluminium frame ensures excellent insulation and a perfect finish.

Size W x H (mm)	Overall size W x H (mm)	Space size W x H (mm)	Clearance dimension W x H (mm)	Weight (kg)	Ref. No.
280 x 380	308 x 408	280 x 380	230 x 330	1.6	9104116042
490 x 500	518 x 528	490 x 500	440 x 450	3.0	9104116041
560 x 465	588 x 493	560 x 465	510 x 415	3.2	9104116040
700 x 510	728 x 538	700 x 510	650 x 460	4.1	9104116039
750 x 465	778 x 493	750 x 465	700 x 415	4.0	9104116038
818 x 315	843 x 343	818 x 315	768 x 265	3.2	9104116037
960 x 450	988 x 478	960 x 450	910 x 400	4.8	9104116036
985 x 465	1013 x 493	985 x 465	935 x 415	5.1	9104116035

Accessories – Car Plissee for S7P window

The single pleated darkening screen and the fly screen can be clipped together and adjusted with one hand to any position. Curvature radius of 5000 mm. For wall thickness 26 – 27 mm

Size W x H (mm)	Window size W x H (mm)	Colour	Ref. No.
233 x 352	280 x 380	creme	9104116029
443 x 472	490 x 500	creme	9104116030
513 x 437	560 x 465	creme	9104116018
653 x 482	700 x 510	creme	9104116019
703 x 437	750 x 465	creme	9104116020
771 x 287	818 x 315	creme	9104116021
913 x 422	960 x 450	creme	9104116022
938 x 437	985 x 465	creme	9104116044



Accessories – Fixing kit for S7P window

The fixing kits matching the various window sizes are indispensable installation accessories for S7P aluminium windows; they make installation very easy. Mounting brackets and screws for the existing wall thickness are included.

Wall thickness (mm)	Ref. No.
22 – 23	9104116094
24 – 25	9104116095
26 – 27	9104116096
28 – 29	9104116097
30 – 31	9104116098
32 – 33	9104116099
34 – 35	9104116100
36 – 37	9104116101
38 – 39	9104116102
40 – 41	9104116103
42 – 43	9104116104


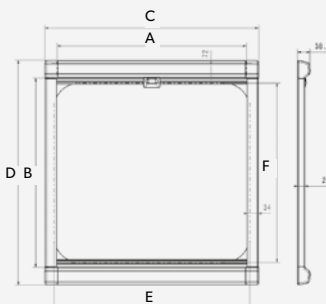


BLIND SYSTEMS AND FLY SCREENS

KEEP HEAT, INSECTS AND PRYING EYES OUT

Dometic DB1R

Darkening roller blind with fly screen


- New design – blends in harmoniously with modern vehicle models
- Preassembled to fit RV windows
- Black-out blind and fly screen can be adjusted separately
- Fly screen can be fitted top or bottom
- Maximum field of vision due to slim profiles
- No visible screws
- Tool-free tensioning of blind and fly screen

Order size		Total measurement		Window section			cream white
Size A (mm)	Size B (mm)	Size C (mm)	Size D (mm)	Size E (mm)	Size F (mm)	Weight (kg)	Ref. No.
480	330	554	436	500	300	1.25	9104121218
480	530	554	636	500	500	1.3	9104121219
580	530	654	636	600	500	1.35	9104121220
580	630	654	736	600	600	1.39	9104121221
680	430	754	536	700	400	1.41	9104121222
680	530	754	636	700	500	1.45	9104121223
680	630	754	736	700	600	1.49	9104121224
780	530	854	636	800	500	1.54	9104121225
780	630	854	736	800	600	1.59	9104121226
880	330	954	436	900	300	1.64	9104121227
880	530	954	636	900	500	1.7	9104121228
880	630	954	736	900	600	1.74	9104121229
980	530	1054	636	1000	500	1.81	9104121230
980	630	1054	736	1000	600	1.85	9104121231
1080	530	1154	636	1100	500	1.9	9104121232
1080	630	1154	736	1100	600	1.94	9104121233
1180	330	1254	436	1200	300	1.9	9104121234
1180	530	1254	636	1200	500	1.94	9104121235
1180	630	1254	736	1200	600	1.98	9104121236
1280	530	1354	636	1300	500	2.04	9104121237
1280	630	1354	736	1300	600	2.09	9104121238
1580	630	1654	736	1600	600	2.21	9104121239
Dometic DB1R – Roof hatch roller blind							
410	480	484	586	430	450	0.96	9104121240
470	480	544	586	490	450	1.08	9104121241
510	580	584	686	530	550	1.15	9104121242




Dometic Rastrollo 3000

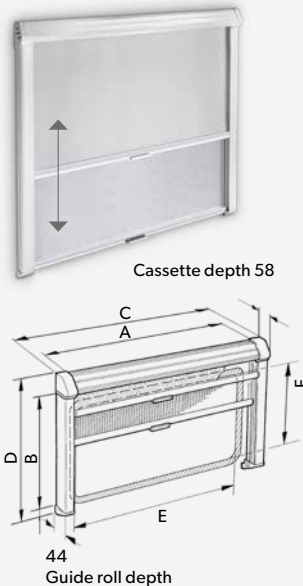
Roller blind



Fly screen



Black-out blind



Cassette depth 58

44 Guide roll depth

A = width ordered
 B = height ordered
 C = overall width
 D = overall height
 E = width of window opening
 F = height of window opening

Quality features

- Spring loaded roller blind for smooth and even unwinding
- Black-out blind and fly screen which can be adjusted separately
- Designed to be fitted above the window, making it ideal for windows without frames

Standard size							grey-white	white
Size A (mm)	Size B (mm)	Size C (mm)	Size D (mm)	Size E (mm)	Size F (mm)	Weight (kg)	Ref. No.	Ref. No.
335	345	354	439	275	285	1.0	-	9104109622
660	710	679	804	600	650	2.28	9104108376	9104108412
710	710	729	804	650	650	2.33	9104108377	9104108413
760	710	779	804	700	650	2.39	9104108378	9104108414
810	710	829	804	750	650	2.44	9104108379	9104108415
860	710	879	804	800	650	2.50	9104108380	9104108416
960	710	979	804	900	650	2.61	9104108381	9104108417
1060	710	1079	804	1000	650	2.71	9104108382	9104108418
1160	710	1179	804	1100	650	2.82	9104108383	9104108419
1260	710	1279	804	1200	650	2.93	9104108384	9104108420
1360	810	1379	904	1300	750	3.34	9104108385	9104108421
1460	810	1479	904	1400	750	3.45	9104108386	9104108422
1510	810	1529	904	1450	750	3.50	9104108387	9104108423
1560	810	1579	904	1500	750	3.56	9104108388	9104108424
1610	810	1629	904	1550	750	3.61	9104108389	9104108425
1660	810	1679	904	1600	750	3.67	9104108390	9104108426
1760	810	1779	904	1700	750	3.78	9104108391	9104108427



ENHANCE PRIVACY AND COMFORT



DARKENING SYSTEM FOR FORD TRANSIT V363

This custom-fit darkening system was specially designed for the Ford Transit V363 facelift models introduced in July 2019. Consisting of an aluminum-coated roller blind for the windscreen and a set of double-pleated blinds for the side windows, the all-around solution provides excellent privacy, sun protection and thermal insulation. Faster and much easier to install than other systems available in the market, the retrofit looks like an original solution integrated in the factory.

Dometic FR 400

4.70



Windscreen darkening blind for Ford Transit (V363 facelift models from July 2019 onwards)

 	Operating	manual
	Positions	variable
	Frame material	PA6, Aluminium
	Frame colour	RAL7044, RAL9005
	Quality Features	<ul style="list-style-type: none">• Robust and durable roller blind material• Bottom-up operation allows privacy with a view outside• Optimized thermal insulation by using aluminum-coated fabric• Convenient handling – can be set to 3 defined positions (open, privacy, closed)• Hassle-free installation – no need to disassemble, rework or scrap any door components (unlike with other systems)
Product		Ref. No.
Dometic FR 400		9104125247

Dometic SP 400

4.70



Side darkening blinds for Ford Transit (V363 facelift models from July 2019 onwards)

 	Operating	manual
	Positions	variable
	Frame material	PA6
	Frame colour	RAL7044
	Quality Features	<ul style="list-style-type: none">• Double-pleated honeycomb material for optimized insulation and maximum robustness• Effective darkening thanks to 100 % light-tight material• Easy and comfortable handling with comfort close function• Hassle-free installation – no need to disassemble any door components• Extremely lightweight construction• Perfect finish – looks like an integrated solution• Optimized clearance for visibility of the little passenger mirror
Product		Ref. No.
Dometic SP 400		9104125243

Dometic FP 210

4.70



Windscreen darkening blind for Fiat Ducato 250/290

 	Operating	manual
	Positions	variable
	Frame material	PA6, Aluminium
	Frame colour	RAL7044, RAL9005
	Quality Features	<ul style="list-style-type: none">• Double-pleated honeycomb material for optimized insulation and maximum robustness• Simple, comfortable, stepless handling ensures privacy protection• Effective darkening thanks to 100 % light-tight material• Specially developed for vehicles with central rear mirror• Perfect finish – looks like an integrated solution• Not suitable for vehicles with folding beds, parcel shelves, head-up displays or optionally installed A-pillar airbags• Suitable for vehicles with rain or camera sensor boxes
Product		Ref. No.
Dometic FP 210		9104124796
Custom-fit for Peugeot Boxer, Citroën Jumper, new Opel Movano and Fiat Ducato (old and new) without rear-view mirror		

Dometic SP 310

4.70



Side darkening blinds for Fiat Ducato 290 Series 8 (from July 2021)

 	Operating	manual
	Positions	variable
	Frame material	PA6
	Frame colour	RAL7044
	Quality Features	<ul style="list-style-type: none">• Double-pleated honeycomb material for optimized insulation and maximum robustness• Effective darkening thanks to 100 % light-tight material• Easy and comfortable handling with comfort close function• Hassle-free installation – no need to disassemble any door components• Extremely lightweight construction – about 1 kg less per side than with competitor products• Perfect finish – looks like an integrated solution• Optimized clearance for visibility of the little passenger mirror
Product		Ref. No.
Dometic SP 310		9104124770

Dometic FP 300

4.70


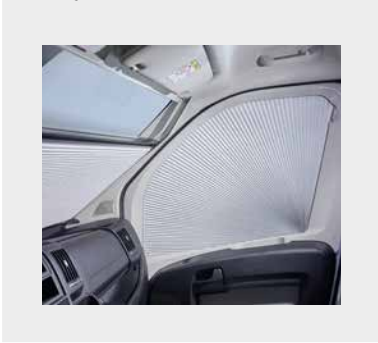
Darkening system with windscreen blind for Fiat Ducato 250/290

 	Operating	manual
	Positions	variable
	Frame material	PA6, Aluminium
	Frame colour	RAL7044, RAL9005
	Quality Features	<ul style="list-style-type: none">• Double-pleated honeycomb material for maximum insulation against heat and cold• Bottom-to-top operation – optimal privacy protection• Ultra-fast installation – no need to dismantle existing components!• Slim upper blind• Can be set to any position to let light into the vehicle or darken the cabin completely• Specially developed for vehicles without inside mirror and without side airbag• Also suitable for vehicles with a rain sensor box
	Product	Ref. No.
Dometic FP 300 with front screen for Fiat Ducato 250/290		9104121168
Custom-fit for Fiat Ducato models X250 and X290 as well as the same design Peugeot Boxer and Citroën Jumper models. Not suitable for vehicles with rear-view mirror or side airbag.		

Dometic SP 300

4.70



Darkening system with side screens for Fiat Ducato 250/290

 	Operating	manual
	Positions	variable
	Frame material	PA6
	Frame colour	RAL7044
	Quality Features	<ul style="list-style-type: none">• Double-pleated honeycomb material for maximum insulation against heat and cold• Effective darkening thanks to 100% light-tight material• Custom-fit for Fiat Ducato models X250/ X290 and similar design Peugeot Boxer and Citroën Jumper models• Hassle-free installation – no need to disassemble any door components
	Product	Ref. No.
Left		9104122292
Right		9104122695
Custom-fit for Fiat Ducato models X250 and X290 as well as the same design Peugeot Boxer and Citroën Jumper models.		

Dometic Flytec FT200

4.70



Door fly screen for for Fiat Ducato 250/290

 	Operating	Manual
	Frame material	Aluminium
	Frame colour	RAL7044
	Weight	5.5 kg
	Quality Features	<ul style="list-style-type: none"> • Custom-fit for Fiat Ducato models X250 and X290 as well as the same design Peugeot Boxer and Citroën Jumper models. • Reliably keeps out all types of insects • Convenient on-hand operation • Quick to install
Product		Ref. No.
Dometic FlyTec FT200, for left hand drive vehicles		9104117297
Dometic FlyTec FT200, for right hand drive vehicles		9104117296

Dometic RainTec RT 100

4.70


Illuminated drainage

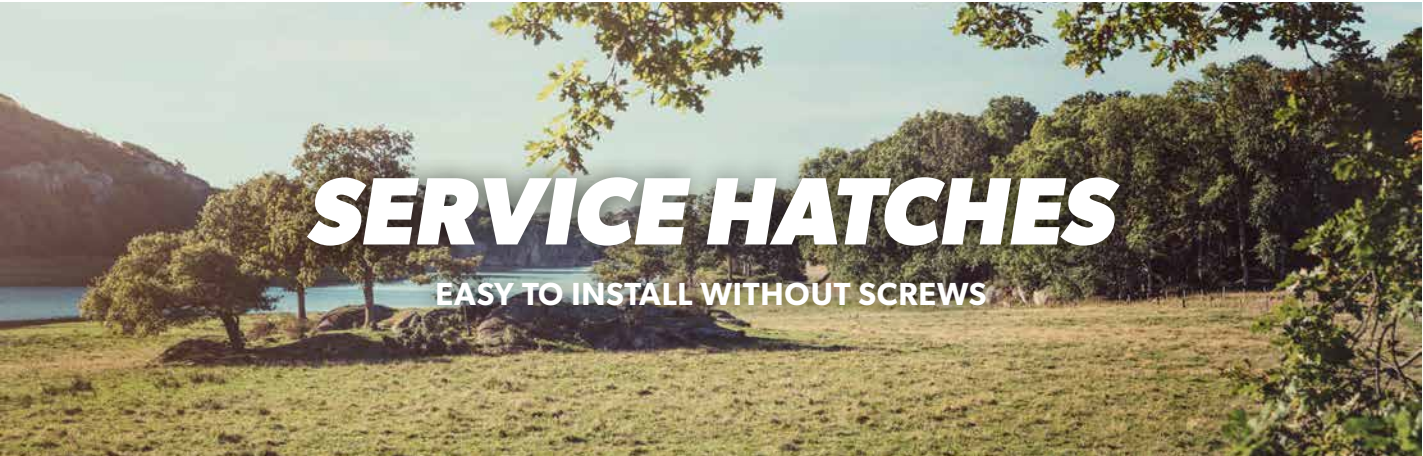
 	Material	Aluminium
	Weight	480 g
	Quality Features	<ul style="list-style-type: none"> • Rain gutter for Fiat Ducato sliding doors • Prevents rainwater getting in when the door is open • Also features an integrated LED light strip
Product		Ref. No.
Dometic RainTec RT 100, illuminated drainage, black version		9106505301
Dometic RainTec RT 100, illuminated rain gutter for Fiat Ducato sliding doors, white		9106505302
Optional accessory		
Remote control for LED lights and SMD flexi-strips		9106504080

Dometic Safety Net

4.70

Safety net

	Scope of delivery	Safety net with manual in box
	Description	This safety net stops children from falling out of bed and prevents injuries. It attaches to the slatted base with four screws while two straps connect to the ceiling. It can be conveniently dismantled in a matter of seconds.
	Quality Features	<ul style="list-style-type: none"> • Easy to operate • Ensure there's no harm even if someone falls out of bed • Meets the standards of the automobile industry, for heights of up to 900 mm
Product		Ref. No.
Dometic Safety Net, 1800 x 580		9104100231
Dometic Safety Net, 1800 x 900		9104100232



Dometic SK 4

3.42

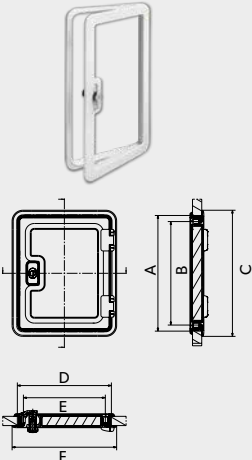
Service Hatch

	Quality Features		<ul style="list-style-type: none">• Durable service hatch made from spray cast ASA• Quick and easy installation without the need for screws• Can be fitted vertically or horizontally				
	Width (mm), hinge dimension				Height (mm)		
	375 x 305	375	335	409	305	265	338
	700 x 305	700	660	734	305	265	338
	700 x 405	700	660	734	405	365	438
	1000 x 305	1000	960	1034	305	265	338
	1000 x 405	1000	960	1034	405	365	438
	Wall thickness (mm)		Weight (kg)*	Ref. No.			
	23 – 32		0.99	9104100197			
	23 – 32		1.45	9104100198			

Dometic SK 5

3.42

Service Hatch

	Quality Features		<ul style="list-style-type: none">• Service hatch with integrated ventilation for the Dometic cassette toilet• Quick and easy installation without the need for screws• Designed to blend in with the exterior of vehicle				
	Width (mm), hinge dimension			Height (mm)			
	Size (mm)	Size A	Size B	Size C	Size D	Size E	Size F
	360 x 310	360	337	385	310	288	335
	650 x 350	648	625	673	347	326	373
	Wall thickness (mm)		Weight (kg)*	Ref. No.			
	23 – 36		0.90	9104100202			
	23 – 36		1.30	9104100203			

* Weight without cover. All sizes in mm. Changes and errors reserved.
A = SPACE SIZE IN WIDTH B = CLEARANCE WIDTH C = OVERALL WIDTH D = SPACE SIZE IN HEIGHT E = CLEARANCE F = OVERALL HEIGHT



MOBILE COOLING BY DOMETIC

Expertise you can build on

Four decades of development work have given rise to a product range that brings out the best of all cooling technologies. Powerful compressor cooling, lightweight and low-cost thermoelectrics, noiseless absorption technology with three energy sources, or well insulated passive coolers that don't require an external energy supply – the Dometic range gives you a multitude of options.

So, whenever it comes to creating high-performance cooling solutions in confined spaces – build on the expertise of the market leader! Take your pick from a range that has convinced consumers, stockists, vehicle outfitters and automotive manufacturers worldwide.



COMPRESSOR COOLERS

Compressor coolers provide excellent cooling performance, even at extreme ambient temperatures and with minimal power consumption.

Page 68 – 81



THERMOELECTRIC COOLERS

Thermoelectric coolers provide active cooling up to 27 °C below the ambient temperature (depending on the model). Lightweight and easy to transport, they can be used for refrigeration as well as for keeping food warm.

Page 82 – 87



ABSORPTION COOLERS

Noiseless cooling with three energy sources for maximum flexibility and independence. Absorption coolers can be run on 12 volts, 230 volts, or gas when electricity is unavailable.

Page 88 – 89



PASSIVE COOLERS AND DRINKWARE

Well insulated and packed with ice cubes or ice packs, our passive coolers keep the contents fresh for up to several days in all weather conditions. Made from high-quality stainless steel, Dometic thermo tumblers and thermo bottles are extremely durable, easy to clean and hygienic

Page 90 – 101

DOMETIC CFX3 COMPRESSOR COOLERS

Power and efficiency

CFX3 coolers come with Dometic’s market leading VM303 variable-speed compressor for excellent cooling performance and energy efficiency. Durable and lightweight fender frames protect the coolers, making them ideal for use in harsh outdoor environments. Strong, spring-loaded aluminium handles facilitate lifting and carrying. The


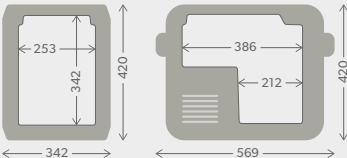
cooling temperature can be set on the TFT display screen of the box. Alternatively, the CFX3 app allows temperature control via Bluetooth or wireless network. It also provides performance history for convenient documentation.

Dometic CFX3 25

Mobile compressor cooler, 25 l



4.30

 	Total Volume	25 l
	Provides space for	5 x 1.5 l bottles 40 x 0.33 l cans
	Connections	12 / 24 V DC, 100 – 240 V AC
	Temperature range	+20 °C to –22 °C
	Power input	46 W
	Insulation	PU foam all around
	System	Fully hermetic compressor with integrated control electronics, low-voltage protection / electronic fuse, automatic reverse pole protection, electronic thermostat
	Refrigerant	R134a: 32 g, CO ₂ equivalent: 0.046 t, Global warming potential (GWP): 1430
	Quality Features	<ul style="list-style-type: none">• CFX3 app allows temperature control via Bluetooth or wireless network and provides performance history• Powerful VM303 controlled compressor enables optimum power consumption• Heavy-duty yet lightweight construction, fender frame protected edges and fully insulated lid with aluminium hinges• Built-in TFT user interface displays operating status
	Material	Cabinet: PP, Lid: PP
	Weight	12.7 kg
	Test marks	TÜV/GS, E-certified (Automotive EMC Directive)
	Scope of delivery	1 cooler, 1 manual, 1 connection cable for 12/24 V connection, 1 connection cable for 100 - 240 V connection, removable wire baskets
Product		Ref. No.
Dometic CFX3 25		9600028369
Dometic CFX3 25 UK		9600028463
Dometic CFX3 25 CH		9620001344



Dometic CFX3 35

Mobile compressor cooler, 36 l



4.30

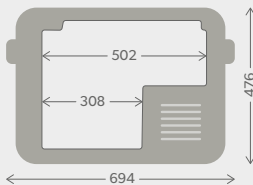
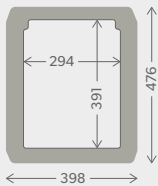
 	Total Volume	36 l
	Provides space for	6 x 1.5 l bottles 57 x 0.33 l cans
	Connections	12 / 24 V DC, 100 – 240 V AC
	Temperature range	+20 °C to –22 °C
	Power input	50 W
	Insulation	PU foam all around
	System	Fully hermetic compressor with integrated control electronics, low-voltage protection / electronic fuse, automatic reverse pole protection, electronic thermostat
	Refrigerant	R134a: 38 g, CO ₂ equivalent: 0.054 t, Global warming potential (GWP): 1430
	Quality Features	<ul style="list-style-type: none">• Heavy-duty yet lightweight ExoFrame construction with fender frame protected edges and aluminum alloy handles• Powerful VMSO3 controlled compressor enables optimum power consumption• Easy-to-read High-Resolution Color Display and soft touch buttons enabling seamless control and monitoring of cooler performance• CFX3 App allows temperature control via wireless network or Bluetooth and provides performance history• 3-stage dynamic battery protection system prevents dead car battery or allows deep draw on dual batteries• Active Gasket Technology provides a superior seal to retain cool air and minimize power consumption
	Material	Cabinet: PP, Lid: PP
	Weight	16.9 kg
	Test marks	TÜV/GS, E-certified (Automotive EMC Directive)
	Scope of delivery	1 cooler, 1 manual, 1 connection cable for 12/24 V connection, 1 connection cable for 100 - 240 V connection, removable wire baskets
Product		Ref. No.
Dometic CFX3 35		9600025324
Dometic CFX3 35 UK		9600025325
Dometic CFX3 35 CH		9620001337

Dometic CFX3 45

Mobile compressor cooler, 46 l



4.30



Total Volume	46 l
Provides space for	10 x 1.5 l bottles 72 x 0.33 l cans
Connections	12 / 24 V DC, 100 – 240 V AC
Temperature range	+20 °C to –22 °C
Power input	52 W
Insulation	PU foam all around
System	<ul style="list-style-type: none">• See CFX3 35, page 67
Refrigerant	R134a: 42 g, CO ₂ equivalent: 0.060 t, Global warming potential (GWP): 1430
Quality Features	<ul style="list-style-type: none">• See CFX3 35, page 67
Material	Cabinet: PP, Lid: PP
Weight	18.7 kg
Test marks	TÜV/GS, E-certified (Automotive EMC Directive)
Scope of delivery	1 cooler, 1 manual, 1 connection cable for 12/24 V connection, 1 connection cable for 100 - 240 V connection, removable wire baskets

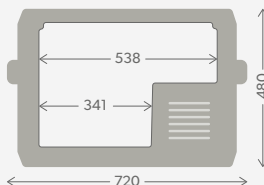
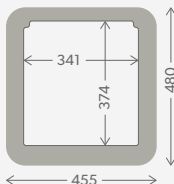
Product	Ref. No.
Dometic CFX3 45	9600025326
Dometic CFX3 45 UK	9600025327
Dometic CFX3 45 CH	9620001332

Dometic CFX3 55

Mobile compressor cooler, 55 l



4.30



Total Volume	55 l
Provides space for	13 x 1.5 l bottles 80 x 0.33 l cans
Connections	12 / 24 V DC, 100 – 240 V AC
Temperature range	+20 °C to –22 °C
Power input	50 W
Insulation	PU foam all around
System	<ul style="list-style-type: none">• See CFX3 35, page 67
Refrigerant	R134a: 45 g, CO ₂ equivalent: 0.064 t, Global warming potential (GWP): 1430
Quality Features	<ul style="list-style-type: none">• See CFX3 35, page 67
Material	Cabinet: PP, Lid:PP
Weight	20.4 kg
Test marks	TÜV/GS, E-certified (Automotive EMC Directive)
Scope of delivery	1 cooler, 1 manual, 1 connection cable for 12/24 V connection, 1 connection cable for 100 - 240 V connection, removable wire baskets

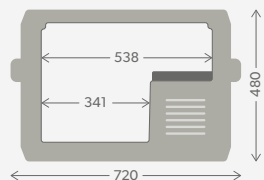
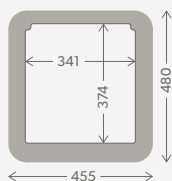
Product	Ref. No.
Dometic CFX3 55	9600025328
Dometic CFX3 55 UK	9600025329
Dometic CFX3 55 CH	9620001346

Dometic CFX3 55IM

Mobile compressor cooler, 53 l



4.30



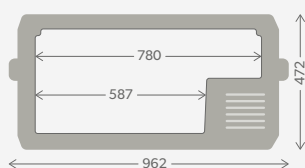
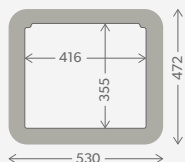
Total Volume	53 l
Provides space for	13 x 1.5 l bottles 80 x 0.33 l cans
Connections	12 / 24 V DC, 100–240 V AC
Temperature range	+20 °C to –22 °C
Power input	52 W
Insulation	PU foam all around
System	<ul style="list-style-type: none">• See CFX3 35, page 67
Refrigerant	R134a: 45 g, CO ₂ equivalent: 0.064 t, Global warming potential (GWP): 1430
Quality Features	<ul style="list-style-type: none">• See CFX3 35, page 67• Built-in ice maker produces ice in a matter of hours
Material	Cabinet: PP, Lid:PP
Weight	21.3 kg
Test marks	TÜV/GS, E-certified (Automotive EMC Directive)
Scope of delivery	1 cooler, 1 manual, 1 connection cable for 12/24 V connection, 1 connection cable for 100 - 240 V connection, removable wire baskets, 1 icemaker
Product	Ref. No.
Dometic CFX3 55IM	9600025330
Dometic CFX3 55IM UK	9600025331
Dometic CFX3 55IM CH	9620001336

Dometic CFX3 100

Mobile compressor cooler, 99 l



4.30



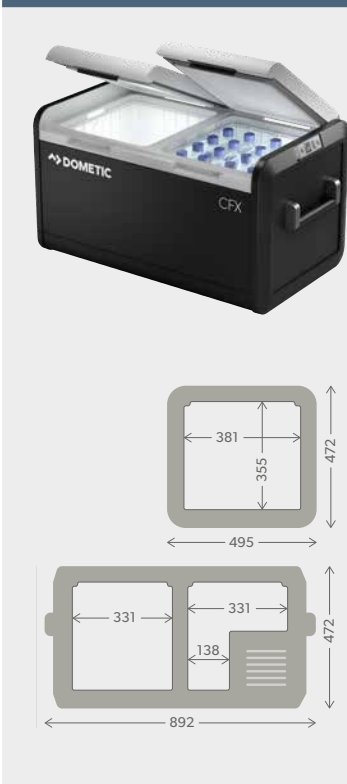
Total Volume	99 l
Provides space for	31 x 1.5 l bottles 177 x 0.33 l cans
Connections	12 / 24 V DC, 100–240 V AC
Temperature range	+20 °C to –22 °C
Power input	73 W
Insulation	PU foam all around
System	• See CFX3 35, page 67
Refrigerant	R134a: 60 g, CO ₂ equivalent: 0.086 t, Global warming potential (GWP): 1430
Quality Features	• See CFX3 35, page 67
Material	Cabinet: Metal + PP, Lid: PP
Weight	29.6 kg
Test marks	TÜV/GS, E-certified (Automotive EMC Directive)
Scope of delivery	1 cooler, 1 manual, 1 connection cable for 12/24 V connection, 1 connection cable for 100 - 240 V connection, removable wire baskets
Product	Ref. No.
Dometic CFX3 100	9600025336
Dometic CFX3 100 UK	9600025337
Dometic CFX3 100 CH	9620001328

Dometic CFX3 75DZ

Mobile compressor dual-zone cooler, 75 l

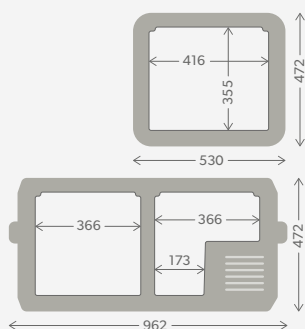


4.30




Total Volume	75 l (45/30)
Provides space for	22 (14+8) x 1.5 l bottles 128 (47+81) x 0.33 l cans
Connections	12 / 24 V DC, 100 – 240 V AC
Temperature range	+20 °C to –22 °C
Power input	59 W
Insulation	PU foam all around
System	• See CFX3 35, page 67
Refrigerant	R134a: 59 g, CO ₂ equivalent: 0.084 t, Global warming potential (GWP): 1430
Quality Features	• See CFX3 35, page 67 • Dual storage compartments allow independently variable temperature control
Material	Cabinet: Metal + PP, Lid:PP
Weight	27.8 kg
Test marks	TÜV/GS, E-certified (Automotive EMC Directive)
Scope of delivery	1 cooler, 1 manual, 1 connection cable for 12/24 V connection, 1 connection cable for 100 - 240 V connection, removable wire baskets
Product	Ref. No.
Dometic CFX3 75DZ	9600025332
Dometic CFX3 75DZ UK	9600025333
Dometic CFX3 75DZ CH	9620001338





Product	Ref. No.
Dometic CFX3 95DZ	9600025334
Dometic CFX3 95DZ UK	9600025335
Dometic CFX3 95DZ CH	9620001334




Dometic CoolFreeze CF-CBS

Coolbox stand

	Quality Features	<ul style="list-style-type: none">No need to strain your back – place your coolbox at a comfortable heightThe sturdiest stand within its category: load capacity up to 80 kgWith a light weight of 2 kg and full collapsibility, transport is easy!
	Product	Ref. No.
	Dometic CoolFreeze CF-CBS	9600000689


Dometic CI-FK

Fastening straps for coolboxes

	Quality Features	<ul style="list-style-type: none">Heavy duty strapsLow profile tie-down anchor points
	Product	Ref. No.
	Dometic CI-FK	9108400905


Dometic CFX3 PC

Protective covers for CFX coolers

	Quality Features	<ul style="list-style-type: none">Durable materials: 1200D nylon and thermo-formed EVAProtection from dirt, sand, moisture, and splashing waterIntegrated external pockets with zipper
	Product	Ref. No.
	CFX3 25PC	9600028749
	CFX3 35PC	9600028455
	CFX3 45PC	9600028456
	CFX3 55PC	9600028457
	CFX3 75PC	9600028458
	CFX3 95PC	9600028459
	CFX3 100PC	9600028460


Dometic CoolFreeze CFX-QFK / CFX3-QFK3545

Vehicle fixing kits for CFX3 / CFX / CFF

	Quality Features	<ul style="list-style-type: none">• Quick release mechanism for easy removal of cooler• Easily place your cooler in a secure position• No extra tools required
	Product	Ref. No.
	Dometic CoolFreeze CFX-QFK, for CFX3 25, CFX 28 & CFF18	9600000166
	Dometic CoolFreeze CFX3-QFK3545, for CFX3 35 & CFX3 45	9600029599

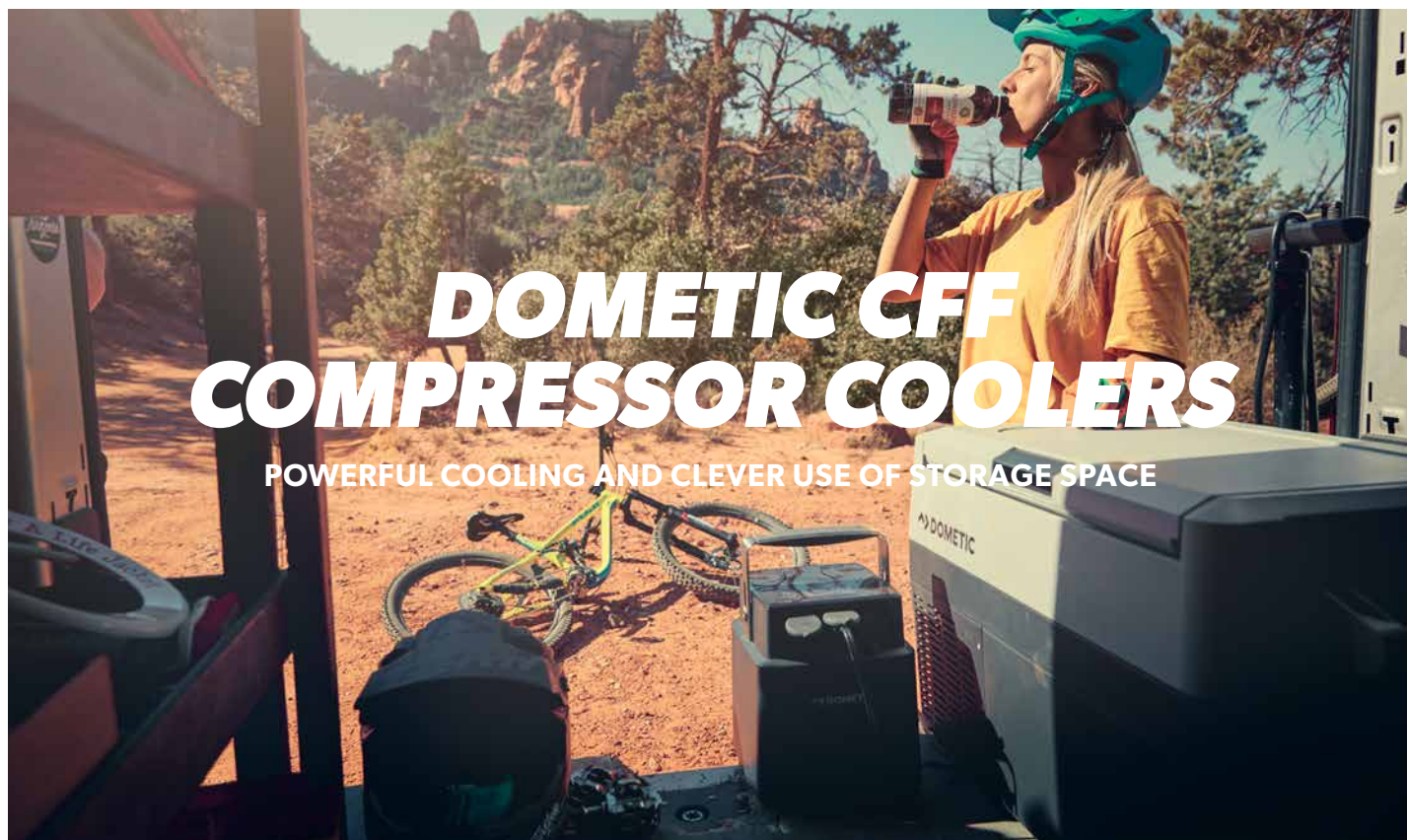
Dometic CFX3 SLD

Fridge slides for CFX3 / CFX / CF / CFF coolers

	Quality Features	<ul style="list-style-type: none">• Fully extendable—comfortable grip on the provisions
	Product	Ref. No.
	CFX3 SLD3545	9600028548
	CFX3 SLD55	9600028549
	CFX3 SLD75	9600028550
	CFX3 SLD95100	9600028551

EXTENSION	FOR COOLER MODELS	MAX. LOAD CAPACITY
CFX3-SLD3545	CFX3 35, CFX3 45, CFX 35W, CFX 40W, CF 35, CF 40, CF 50, CFF 35, CFF 45	0 – 100 kg
CFX3-SLD55	CFX3 55, CFX3 55IM, CFX 50W, CFX 65W, CFX 65DZ	0 – 100 kg
CFX3-SLD75	CFX3 75DZ, CF 80, CF 110, CFX 75DZW	0 – 100 kg
CFX3-SLD95100	CFX3 95DZ, CFX3 100, CFX 95DZW, CFX 100W	0 – 115 kg





DOMETIC CFF COMPRESSOR COOLERS

POWERFUL COOLING AND CLEVER USE OF STORAGE SPACE

Dometic CFF series compressor coolers provide energy-efficient cooling, even in high outside temperatures up to +32 °C. Their well-engineered interior makes the most of the available storage capacity. Compact outside dimensions and sturdy handles ensure convenient carrying.

Models available range from a 13-liter compact box to a 70-liter chest cooler with two separate temperature zones for simultaneous cooling and deep-freezing. The two medium-sized models, CFF 35 and CFF 45, offer the unique benefit of a double-sided opening lid, which allows access from either side.



Digital temperature display

Dimmable digital temperature display



Strong handles

Secure handles for carrying convenience



CFF 35/45: Double-sided opening lid

Easy access from either side

Dometic CFF 12

Mobile compressor cooler, 13 l



4.30

	Total Volume	13 l
	Provides space for	1 x 1.5 l bottles 20 x 0.33 l cans
	Connections	12 / 24 V DC, 100 – 240 V AC
	Temperature range	+20 °C to –18 °C
	Power input	40 W
	Insulation	PU foam all around
	System	Fully hermetic compressor with integrated control electronics, low-voltage protection / electronic fuse, automatic reverse pole protection, electronic thermostat
	Refrigerant	R134a: 28 g, CO ₂ equivalent: 0.040 t, Global warming potential (GWP): 1430
	Quality Features	<ul style="list-style-type: none">• Energy efficient design provides fast and excellent cooling, even in extremely high outside temperatures• Robust, lightweight and compact design ensures convenient portability• Flexible cup holder can be removed to access a small storage compartment• Integrated guide elements for easy fixation inside a vehicle with straps or safety belts• Comes with a shoulder strap and recessed grips for carrying convenience
	Material	Cabinet: PP, Lid: PP
Weight		9.41 kg
Test marks		TÜV/GS, E-certified (Automotive EMC Directive)
Scope of delivery		1 cooler, 1 connection cable for 12/24 V DC connection, 1 connection cable for 100 - 240 V AC connection, shoulder strap, 1 manual
Product		Ref. No.
Dometic CFF 12		9600029485
Dometic CFF 12 UK		9620000798
Dometic CFF 12 CH		9620001330

Dometic CFF 18

Mobile compressor cooler, 19 l



4.30

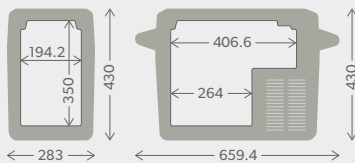
	Total Volume	19 l
	Provides space for	4 x 1.5 l bottles 24 x 0.33 l cans
	Connections	12 / 24 V DC, 100 – 240 V AC
	Temperature range	+20 °C to –18 °C
	Power input	48 W
	Insulation	PU foam all around
	System	Fully hermetic compressor with integrated control electronics, low-voltage protection / electronic fuse, automatic reverse pole protection, electronic thermostat
	Refrigerant	R134a: 20 g, CO ₂ equivalent: 0.029 t, Global warming potential (GWP): 1430
	Quality Features	<ul style="list-style-type: none">• Energy efficient design provides fast and excellent cooling, even in extremely high outside temperatures• Robust, lightweight and compact design ensures excellent portability• Removable lid with easy opening latch for convenient cleaning• Digital temperature display for convenient setting
	Material	Cabinet: PP, Lid: PP
Weight		9.8 kg
Test marks		TÜV/GS, E-certified (Automotive EMC Directive)
Scope of delivery		1 cooler, 1 connection cable for 12/24 V DC connection, 1 connection cable for 100 - 240 V AC connection, 2 carrying handles, 1 manual
Product		Ref. No.
Dometic CFF 18		9620001948
Dometic CFF 18 UK		9620016737
Dometic CFF 18 CH		

Dometic CFF 20

Mobile compressor cooler, 21 l



4.30



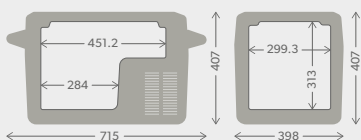
Total Volume	21 l
Provides space for	6 x 1.5 l bottles 32 x 0.33 l cans
Connections	12 / 24 V DC, 100–240 V AC
Temperature range	+20 °C to –18 °C
Power input	48 W
Insulation	PU foam all around
System	Fully hermetic compressor with integrated control electronics, low-voltage protection / electronic fuse, automatic reverse pole protection, electronic thermostat
Refrigerant	R134a: 28 g, CO ₂ equivalent: 0.040 t, Global warming potential (GWP): 1430
Quality Features	<ul style="list-style-type: none">• Energy efficient design provides fast and excellent cooling, even in extremely high outside temperatures• Robust, lightweight and compact design ensures excellent portability• Removable lid with easy opening latch for convenient cleaning• Digital temperature display for convenient setting
Material	Cabinet: PP, Lid: PP
Weight	10.5 kg
Test marks	TÜV/GS, E-certified (Automotive EMC Directive)
Scope of delivery	1 cooler, 1 connection cable for 12/24 V DC connection, 1 connection cable for 100 - 240 V AC connection, 2 carrying handles, 1 manual
Product	Ref. No.
Dometic CFF 20	9600028325
Dometic CFF 20 UK	9600028326
Dometic CFF 20 CH	9620001345

Dometic CFF 35

Portable compressor cooler, 34 l



4.30




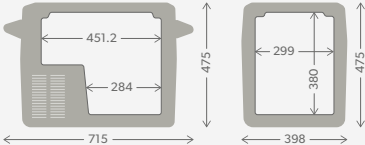
Total Volume	34 l
Provides space for	8 x 1.5 l bottles 54 x 0.33 l cans
Connections	12 / 24 V DC, 100–240 V AC
Temperature range	+20 °C to –18 °C
Power input	53 W
Insulation	PU foam all around
System	Fully hermetic compressor with integrated control electronics, low-voltage protection / electronic fuse, automatic reverse pole protection, electronic thermostat
Refrigerant	R134a: 40 g, CO ₂ equivalent: 0.057 t, Global warming potential (GWP): 1430
Quality Features	<ul style="list-style-type: none">• Energy efficient design provides fast and excellent cooling, even in extremely high outside temperatures• Double sided opening lid• Compact design ensures excellent portability
Material	Cabinet: PP + ABS, Lid: PP
Weight	17.2 kg
Test marks	TÜV/GS, E-certified (Automotive EMC Directive)
Scope of delivery	1 cooler, 1 connection cable for 12/24 V DC connection, 1 connection cable for 100 - 240 V AC connection, 2 carrying handles, 1 removable wire basket, 1 manual
Product	Ref. No.
Dometic CFF 35	9600024842
Dometic CFF 35 UK	9600026458
Dometic CFF 35 CH	9620001335

Dometic CFF 45

Portable compressor cooler, 44 l



4.30

 	Total Volume	44 l
	Provides space for	11 x 1.5 l bottles 75 x 0.33 l cans
	Connections	12 / 24 V DC, 100–240 V AC
	Temperature range	+20 °C to –18 °C
	Power input	53 W
	Insulation	PU foam all around
	System	Fully hermetic compressor with integrated control electronics, low-voltage protection / electronic fuse, automatic reverse pole protection, electronic thermostat
	Refrigerant	R134a: 50 g, CO ₂ equivalent: 0.072 t, Global warming potential (GWP): 1430
	Quality Features	<ul style="list-style-type: none">• Energy efficient design provides fast and excellent cooling, even in extremely high outside temperatures• Double sided opening lid• Compact design ensures excellent portability
	Material	Cabinet: PP + ABS, Lid: PP
Weight		18.6 kg
Test marks		TÜV/GS, E-certified (Automotive EMC Directive)
Scope of delivery		1 cooler, 1 connection cable for 12/24 V DC connection, 1 connection cable for 100 - 240 V AC connection, 2 carrying handles, 1 removable wire basket, 1 manual
Product		Ref. No.
Dometic CFF 45		9600012977
Dometic CFF 45 UK		9600026459
Dometic CFF 45 CH		9620001343

Dometic CFF 70DZ

Mobile dual-zone compressor cooler, 70 l



4.30


Total Volume	70 l (30 / 40 l)
Provides space for	17 x 1.5 l bottles 114 x 0.33 l cans
Connections	12 / 24 V DC, 100–240 V AC
Temperature range	+20 °C to –18 °C
Power input	53 W
Insulation	PU foam all around
System	Fully hermetic compressor with integrated control electronics, low-voltage protection / electronic fuse, automatic reverse pole protection, electronic thermostat
Refrigerant	R134a: 34 g, CO ₂ equivalent: 0.049 t, Global warming potential (GWP): 1430
Quality Features	<ul style="list-style-type: none">• Dual storage compartments allow independently variable temperature control• Generous insulation and effective temperature distribution for excellent cooling performance and energy efficiency• Robust construction for outdoor use• 3-stage dynamic battery protection system prevents dead car battery or allows deep draw on dual batteries
Material	Cabinet: Metal + PP, Lid: PP
Weight	26 kg
Test marks	TÜV/GS, E-certified (Automotive EMC Directive)
Scope of delivery	1 cooler, 1 connection cable for 12/24 V DC connection, 1 connection cable for 100 - 240 V AC connection, 2 carrying handles, 2 removable wire baskets, 1 manual
Product	Ref. No.
Dometic CFF 70DZ	9600028329
Dometic CFF 70DZ UK	9600028330
Dometic CFF 70DZ CH	9620001342

TAKE POWERFUL COOLING WHEREVER YOU GO

Dometic CoolFreeze CDF2 36

4.21

Portable compressor cooler, 31 l

	Total Volume	31 l
	Provides space for	5 x 1.5 l bottles 49 x 0.33 l cans
	Connections	12 / 24 V DC
	Temperature range	+10 °C to -15 °C
	Power input	40 W
	Insulation	PU foam all around
	System	Fully hermetic compressor with integrated control electronics, low voltage protection / electronic fuse, automatic reverse pole protection, electronic thermostat
	Refrigerant	R134a: 38 g, CO ₂ equivalent: 0.054 t, Global warming potential (GWP): 1430
	Quality Features	Detachable lid, vertical space for standing 1.5-litre bottles, integrated handles for more ergonomic carrying, integrated guide elements for easy fixation in a vehicle with straps or safety belts
	Material	Cabinet: PP, Lid: PE
	Colour	Pale grey / dark grey
	Weight	10.5 kg
	Test marks	TÜV/GS, E-certified (Automotive EMC Directive)
Product		Ref. No.
Dometic CoolFreeze CDF2 36		9600028780



Easy opening latch
Quick access to the interior




Safety belt fixation
For easy fixation inside a vehicle with straps or safety belts



Dometic CK2 45 Hybrid

4.21

Portable hybrid cooler, 43 l, 12 V DC/230 V AC

	Total Volume	43 l
	Provides space for	12 x 1.5 l bottles 65 x 0.33 l cans
	Connections	230 V AC (compressor) / 12 V DC (thermoelectrics)
	Temperature range	AC: +10 °C to –15 °C DC: cooling up to 20 °C below ambient temperature
	Power input	DC: 48 W AC: 50 W
	Current consumption at 12 V	3.9 Ah/h at +20 °C ambient temperature, at +5 °C interior temperature
	Insulation	PU-foam
	System	Thermoelectrics + 230-V compressor, electronic thermostat in compressor mode
	Refrigerant	R600a: 18 g, CO ₂ equivalent: 0.0 t, Global warming potential (GWP): 3
	Quality Features	<ul style="list-style-type: none">• Powerful compressor cooling on 230 V AC plus thermoelectric cooling on a 12 V battery• Tall enough to store 1.5 or 2 l bottles upright• The temperature can be set between +10°C and –15°C (compressor mode)• Robust, ergonomic drop-down handles on the sides• Easy to open with one hand• Tough and robust steel-coated cabinet• Easy access to the provisions• Cables wind up nicely at the back of the cool box when transported or not in use• Digital display for convenient setting and monitoring of the cooling temperature
	Material	Cabinet: coated sheet steel, top and base: plastic
	Weight	18.8 kg
	Test marks	TÜV/GS, E-certified (Automotive EMC Directive)
Product		Ref. No.
Dometic CK2 45 Hybrid		9620001943

Accessories for compressor coolers

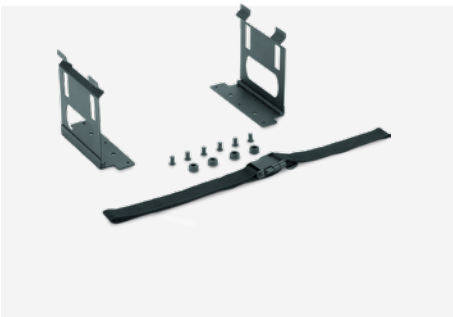


Dometic CoolPower EPS 100

Mains adapter, connects 24 V appliances to 230 V mains

- Connects 24 V DC cooling boxes to the mains power socket
- Works well anywhere in the world
- Suitable for fixed installation
- With mains priority circuit for 12 or 24 V batteries

Ref. No. 9600000440



Dometic CoolFreeze CF-CDF-FK

Vehicle fixing kit for CF 16 – 50, CDF 16 – 46

- For secure use of cooler while on the move
- For safe fastening of cooler
- Universal fixing kit to suit CoolFreeze CF 16 to CF 50, CDF 16 to CDF 46

Ref. No. 9105303708



The popular high-tech appliances in the TropiCool TCX series are the most powerful thermoelectric coolers in the Dometic range. They achieve an impressive cooling performance up to 27 °C below the ambient temperature (TCX 07: 25 °C). If desired, they will also keep food warm. Activating the heating function supplies temperatures of up to +65 °C.

The larger TropiCool TCX models come with some useful technical extras: soft-touch controls with a digital display, intelligent power-save circuit, and an active battery protection system that prevents excessive discharging of the vehicle battery.

Dometic TropiCool TCX 07

4.36

Mobile thermoelectric cooler, 7 l


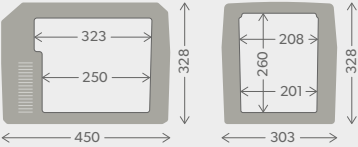
	Total Volume	approx. 7 l
	Connections	12 V DC / 230 V AC
	Temperature range	Cooling max. 25 °C below ambient temperature, heating up to +50 to +65 °C
	Consumption at 12 V DC at 230 V AC	38 W 43 W
	Insulation	PU foam all around
	Material	PP
	Quality Features	Convenient 12 V DC and 230 V AC cooler, refrigerates down to 25 °C below ambient temperature, heats up to +65 °C, dynamic interior ventilation, wear-resistant fan
	Weight	2.8 kg
Test marks		TÜV/GS, E-certified (Automotive EMC Directive)
Product		Ref. No.
Dometic TropiCool TCX 07		9600025390
/ Optional extras		
Universal fixing kit		9105303709
Voltage monitor CoolPower M 50U, 12 V, 5 A		9600000446

Dometic TropiCool TCX 14

Mobile thermoelectric cooler, 15 l



4.36


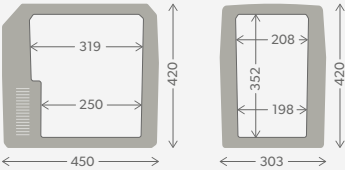
 	Total Volume	approx. 15 l
	Provides space for	2 x 1.5 l bottles 22 x 0.33 l cans
	Connections	12/24 V DC / 230 V AC
	Temperature range	Cooling max. 27 °C below ambient temperature, heating up to +50 to +65 °C
	Consumption at 12 V DC at 24 V DC at 230 V AC	46 W 50 W 64 W
	Insulation	PU foam all around
	Material	PP
	Quality Features	Convenient 12 or 24 V DC and 230 V AC cooler, active battery protection prevents deep discharge of the vehicle battery, very efficient TC special electronics with intelligent power-save circuit, reverse polarity protection for hassle-free electrical connections, priority circuit for mains operation, wear-resistant fan for dynamic interior ventilation
	Weight	5.0
	Test marks	TÜV/GS, E-certified (Automotive EMC Directive)
Product		Ref. No.
Dometic TropiCool TCX 14		9600013319
Dometic TropiCool TCX 14 UK		9600013929
/ Optional extras		
Universal fixing kit		9105303709
Voltage monitor CoolPower M 50U		9600000446

Dometic TropiCool TCX 21

Mobile thermoelectric cooler, 21 l



4.36


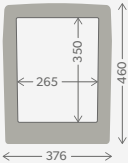
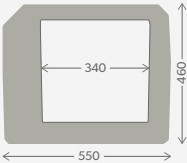
 	Total Volume	approx. 21 l
	Provides space for	5 x 1.5 l bottles 31 x 0.33 l cans
	Connections	12/24 V DC / 230 V AC
	Temperature range	Cooling max. 27 °C below ambient temperature, heating up to +50 to +65 °C
	Consumption at 12 V DC at 24 V DC at 230 V AC	46 W 50 W 64 W
	Insulation	PU foam all around
	Material	PP
	Quality Features	See TCX 14
	Weight	6.0 kg
	Test marks	TÜV/GS, E-certified (Automotive EMC Directive)
Product		Ref. No.
Dometic TropiCool TCX 21		9600013320
Dometic TropiCool TCX 21 UK		9600013930
/ Optional extras		
Universal fixing kit		9105303709
Voltage monitor CoolPower M 50U		9600000446

Dometic TropiCool TCX 35

Mobile thermoelectric cooler, 33 l



4.36

  	Total Volume	approx. 33 l
	Provides space for	9 x 1.5 l bottles 50 x 0.33 l cans
	Connections	12/24 V DC / 230 V AC
	Temperature range	Cooling max. 27 °C below ambient temperature, heating up to +50 to +65 °C
	Consumption at 12 V DC at 24 V DC at 230 V AC	46 W 50 W 64 W
	Insulation	PU foam all around
	Material	PP
	Quality Features	See TCX 14
	Weight	10.0 kg
	Test marks	TÜV/GS, E-certified (Automotive EMC Directive)
Product		Ref. No.
Dometic TropiCool TCX 35		9600013321
Dometic TropiCool TCX 35 UK		9600013931
/ Optional extras		
Universal fixing kit		9105303709
Voltage monitor CoolPower M 50U		9600000446

Accessories for thermoelectric coolers



Dometic CoolPower EPS 817

Mains adapter, from 230 V to 12 V

- Connects 12 V thermoelectric cooling boxes to the 230 V mains socket

Ref. No. 9600000439



Dometic CoolPower M 50U

Battery monitor for universal 12 V applications

- Protects the vehicle battery from excessive discharging
- Switches the cooling box off at low battery voltage and on again at normal voltage
- Ideal for older 12 V thermoelectric cooling devices with cigarette lighter socket as output

Ref. No. 9600000446



Dometic TropiCool TCX-FK

Vehicle fixing kit for TC and TCX 14 – 35

- For secure use of cooler while on the move
- For safe fastening of cooler
- Heavy duty straps

Ref. No. 9105303709




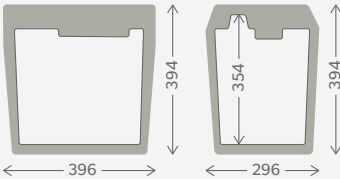
Lightweight, low-cost, versatile – these are the hallmarks of thermoelectric refrigeration. The wear-free technology is great for cooling or heating of small to medium-sized spaces. The Dometic range gives you a choice of three product families. Our practical “board bars” can be fastened to the seat with the safety belt to keep chilled drinks or warm snacks within convenient reach

during the journey. Our versatile CoolFun SCT 26 box is great for work and spare time use. The high-tech coolers in the TCX series satisfy highest demands, featuring an intelligent power-save circuit, individually adjustable temperature, and an active battery protection system that prevents excessive discharging of the vehicle battery.

Dometic CoolFun SCT 26

4.08


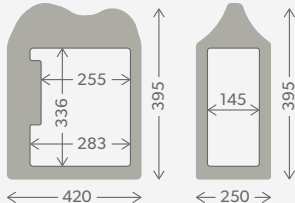
Portable thermoelectric cooler, 25 l

 	Total Volume	approx. 25 l
	Provides space for	5 x 1.5 l bottles 37 x 0.33 l cans
	Connections	12 / 24 V DC
	Temperature range	Cooling max. 18 °C below ambient temperature
	Current consumption at 12 V	47 W
	Insulation	PU foam all around
	Quality Features	Versatile carrying handle serves to support or lock the lid, USB port for charging mobile devices, 25 l capacity has room for 2 l bottles, cooling up to 18 °C below ambient temperature, 12/24 V DC
	Material	PP
	Weight	3.7 kg
	Test marks	TÜV/GS, E-certified (Automotive EMC Directive)
Product		Ref. No.
Dometic CoolFun SCT 26		9600000485
/ Optional extras		
Mains adapter EPS 817, 230 V AC > 12 V DC		9600000439

Dometic BordBar TF 14

4.08

Thermoelectric car cooler, 14 l


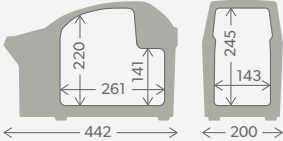
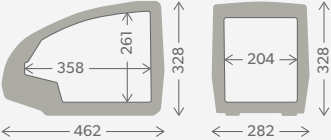
Total Volume	approx. 14 l
Provides space for	1 x 1.5 l bottles 20 x 0.33 l cans
Connections	12 V DC
Temperature range	Cooling up to 25 °C below ambient temperature
Consumption	36 W at 12 V DC
Insulation	PU foam all around
System	Thermoelectric (Peltier system)
Quality Features	<ul style="list-style-type: none"> Stylish design in silky champagne colour Reinforced insulation for cooling up to 25 °C below ambient temperature Lightweight, compact and easy to transport Easy to fasten with safety belt Vertical space for standing 1.5 l bottles Powered from cigarette lighter socket
Material	Textile cover in high-quality Oxford nylon, sides in hard-wearing, rubber-coated nylon
Colour	Champagne/black
Weight	4.6 kg
Test marks	TÜV/GS, E-certified (Automotive EMC Directive)
Product	
Dometic BordBar TF 14	Ref. No. 9600000499
/ Optional extras	
Mains adapter EPS 817, 230 V AC > 12 V DC	9600000439
Voltage monitor CoolPower M 50U, 12 V, 5 A	9600000446



Dometic BordBar TB 08 / TB 15

4.08

Thermoelectric car cooler, 8 l and 15 l


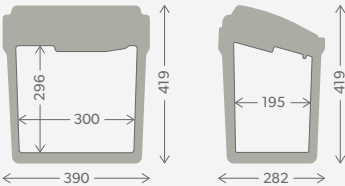
	TB 08	TB 15
<div><div></div><div>TB 08</div><div></div><div></div><div>TB 15</div><div></div></div>	Total Volume	approx. 8 l
	Provides space for	10 x 0.33 l cans
	Connections	12 V DC
	Temperature range	Cooling max. 20 °C below ambient temperature Heating up to +65 °C
	Current consumption at 12 V	32 W
	Insulation	ISOFOAM
	Quality Features	Fits 0.33 l cans and 0.5 l bottles
	Material	PP
	Colour	Dark grey / pale grey
	Weight	3.2 kg
	Test marks	TÜV/GS, E-certified (Automotive EMC Directive)
	Product	Ref. No.
	Dometic BordBar TB 08	9600000488
	Dometic BordBar TB 15	9600000489
	/ Optional extras	
	Mains adapter EPS 817, 230 V AC > 12 V DC	9600000439
	Voltage monitor CoolPower M 50U, 12 V, 5 A (only for TB 08)	9600000446

Dometic BordBar AS 25



4.08

Mobile thermoelectric car cooler, 20 l

<div><div></div><div></div></div>	Total Volume	approx. 20 l
	Provides space for	3 x 1.5 l bottles 32 x 0.33 l cans
	Connections	12 V DC / 230 V AC
	Temperature range	Cooling 18 °C below ambient temperature
	Power input	35 W
	Consumption at 12 V at 230 V	36 W 40 W
	Insulation	PU foam all around
	System	Thermoelectric (Peltier system)
	Quality Features	Two zip-closure pockets, one net pocket, one cable compartment
	Colour	Dark grey / pale grey
	Weight	4.3 kg
	Test marks	TÜV/GS, E-certified (Automotive EMC Directive)
	Product	Ref. No.
	Dometic BordBar AS 25	9600000459

ABSORPTION COOLERS

Noiseless cooling with three energy sources

12 volts DC, 230 volts AC or gas – CombiCool ACX3 absorption coolers from Dometic give you maximum freedom in terms of energy supply. They can be used in the vehicle, on a mains socket or in remote locations where electricity is unavailable. The ACX3 40G is even more versatile, it works on a standard gas cartridge.

All three ACX3 models provide cooling up to 30 °C below the ambient temperature. Based on Dometic’s well proven absorption cooling technology, they are absolutely noiseless in operation. Another hallmark of the ACX3 family is the elegant aluminium housing with the distinctive lid.



Vertical space for most of the 1.5 & 2.0 L bottles



Sturdy housing and attractive Design



3-stage flame regulation in gas mode, piezo ignition, thermostat regulation in 230-volt mode



ACX3 40G: Ready for use with 250-g Butane Camping gas cartridge (ø x H): 7 x 20 cm

Dometic CombiCool ACX3 40G

4.37


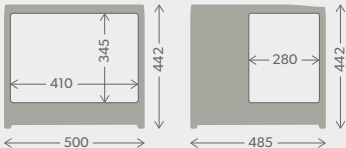
Mobile absorption cooler, 41 l (gas cartridge use)

	Total Volume	41 l
	Provides space for	11 x 1.5 l bottles 67 x 0.33 l cans
	Connections	12 V DC / 230 V AC, Gas cartridge
	Temperature range	Cooling max. 30 °C below ambient temperature
	Consumption at 12 V DC at 230 V AC Gas	85 W 85 W 12.6 g/h
	Insulation	PU foam all around
	Material	Sturdy precoated steel with PET film
	Quality Features	<ul style="list-style-type: none"> Absolutely silent operation means no disturbance Sturdy housing and attractive design Ice cube tray included Three-stage flame regulation in gas mode Thermostat regulation on 230 V
	Weight	16 kg
	Test marks	Certified to European Gas Appliance Directive 2016/426/EEC
Product		Ref. No.
Dometic CombiCool ACX3 40G, EU		9600028414
Dometic CombiCool ACX3 40G, UK		9600028412
Dometic CombiCool ACX3 40G, CH		9620001365

Dometic CombiCool ACX3 40

4.37


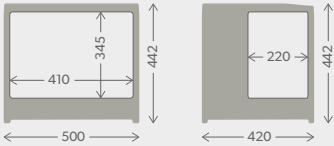
Mobile absorption cooler, 41 l

	Total Volume	41 l
	Provides space for	11 x 1.5 l bottles 67 x 0.33 l cans
	Connections	12 V DC / 230 V AC, LPG
	Temperature range	Cooling max. 30 °C below ambient temperature
	Consumption at 12 V DC at 230 V AC Gas	85 W 85 W 12.6 g/h
	Insulation	PU foam all around
	Material	Sturdy precoated steel with PET film
	Quality Features	<ul style="list-style-type: none"> Absolutely silent operation means no disturbance Sturdy housing and attractive design Ice cube tray included Three-stage flame regulation in gas mode Thermostat regulation on 230 V
	Weight	16 kg
	Test marks	Certified to European Gas Appliance Directive 2016/426/EEC
	Product	Ref. No.
	Dometic CombiCool ACX3 40 (50 mbar) D, A	9600028407
	Dometic CombiCool ACX3 40 (30 mbar) D, A, PL with hose, only permitted for use on a gas socket (coupling)	9600028411
	Dometic CombiCool ACX3 40 (30 mbar) DK, FI, N, S	9600028408
	Dometic CombiCool ACX3 40 (28 – 30 / 37 mbar) UK	9600028409
	Dometic CombiCool ACX3 40 (28 – 30 / 37 mbar) F, I, E, NL, CZ, SK, PT, HU, RU, KZ, BY	9600028410
	Dometic CombiCool ACX3 40 (50 mbar) CH	9620001366

Dometic CombiCool ACX3 30

4.37

Mobile absorption cooler, 33 l

	Total Volume	33 l
	Provides space for	8 x 1.5 l bottles 53 x 0.33 l cans
	Connections	12 V DC / 230 V AC, LPG
	Temperature range	Cooling max. 30 °C below ambient temperature
	Consumption at 12 V DC at 230 V AC Gas	75 W 75 W 50 mbar: 12.3 g/h / 30 mbar: 11.7 g/h
	Insulation	PU foam all around
	Material	Sturdy precoated steel with PET film
	Quality Features	<ul style="list-style-type: none"> See ACX3 40
	Weight	14 kg
	Test marks	Certified to European Gas Appliance Directive 2016/426/EEC
	Product	Ref. No.
	Dometic CombiCool ACX3 30 (50 mbar) D, A	9600028403
	Dometic CombiCool ACX3 30 (30 mbar) D, A, PL with hose, only permitted for use on a gas socket (coupling)	9600028413
	Dometic CombiCool ACX3 30 (30 mbar) DK, FI, N, S	9600028404
	Dometic CombiCool ACX3 30 (28 – 30 / 37 mbar) UK	9600028405
	Dometic CombiCool ACX3 30 (28 – 30 / 37 mbar) F, I, E, NL, CZ, SK, PT, HU, RU, KZ, BY	9600028406
	Dometic CombiCool ACX3 30 (50 mbar) CH	9620001364



Dometic iceboxes feature an extremely effective insulation system. Fitted with ice packs or ice cubes, they can keep groceries, fish, bait and wild game fresh for several days. The larger models of the popular series (CI 42 – CI 110) can be upgraded with practical accessories: Seat cushions, fishing rod holders and bottle openers make them indispensable companions for fishermen, hunters and other nature lovers. The modular storage system, consisting of wire baskets and dividers, organizes the content.

- Thick insulation and unique sealing design means ice lasts longer
- Hygienic and easy to clean
- Lightweight and easy to carry with strong shoulder strap or handles (depending on model)
- Strong, seamless, food grade polyethylene construction
- Integrated polyethylene feet
- Durable, integrated hinges with stainless steel rods, strong nylon latches and stainless steel fixing screws



Robust

Robust design with unique labyrinth seal.



Easy lock and seal

Lock and seal cold air inside for longer lasting ice.



Tie-down points

Strong handles for tie-down points (WCI 33 and all CI models).

Dometic Cool-Ice WCI 13 / 22 / 33

4.08

Insulation box

	WCI 13	WCI 22	WCI 33
	 	 	 
Total Volume (approx.)	13 l	22 l	33 l
Dimensions (W x H x D)	386 x 306 x 241 mm	386 x 314 x 363 mm	400 x 440 x 360 mm
Weight (approx.)	2.8 kg	4.2 kg	5.7 kg
Material	Rotomoulded PE		
	Ref. No.	Ref. No.	Ref. No.
	● Stone 9600000500	● Stone 9600000501	● Stone 9600000502
	● Slate 9600049490	● Green 9600019218	● Slate 9600049492
	● Ocean 9600049493	● Slate 9600049491	● Ocean 9600049495
	● Glow 9600049499	● Ocean 9600049494	● Glow 9600049501
	● Lagune 9600051248	● Glow 9600049500	● Lagune 9600051250
	● Moss 9600051251	● Lagune 9600051249	● Moss 9600051253
	● Olive 9600051245	● Moss 9600051252	● Olive 9600051247
		● Olive 9600051246	

Dometic Cool-Ice CI 42 / 55 / 70

4.08

Insulation box

	CI 42	CI 55	CI 70
	 	 	 
Total Volume (approx.)	43 l	56 l	71 l
Dimensions (W x H x D)	640 x 355 x 418 mm	570 x 432 x 515 mm	690 x 432 x 515 mm
Weight (approx.)	8.7 kg	10.6 kg	11.8 kg
Material	Rotomoulded PE		
	Ref. No.	Ref. No.	Ref. No.
	● Stone 9600000541	● Stone 9600000542	● Stone 9600000543
	● Green 9600019219		

Dometic Cool-Ice CI 85 / 85W / 110

Insulation box

	CI 85	CI 85W	CI 110
			
			
Total Volume (approx.)	87 l	86 l	111 l
Dimensions (W x H x D)	840 x 432 x 525 mm	840 x 432 x 525 mm	1055 x 442 x 535 mm
Weight (approx.)	14 kg	14.6 kg	18.1 kg
Material	Rotomoulded PE		
	Ref. No.	Ref. No.	Ref. No.
	● Stone 9600000544	● Stone 9600000545	● Stone 9600000546

Accessories



Seat Cushion

Lightweight and comfortable seat cushion



Basket

Storage baskets are excellent for maximising storage space in Cool-Ice iceboxes



Divider

Simply insert a divider into the Dometic icebox and create two storage zones



Rod Holder

Easily inserted into the icebox brackets and means you won't miss out on your next catch!



Bottle Opener

Clip it in to the icebox bracket for an easy and reliable way to open your favourite cold drinks



Drink Holder

Easily clips in to the icebox bracket, ensuring a reliable and secure hold for your cold drinks



Bracket

This bracket can be inserted into Dometic CI iceboxes to hold a range of accessories (incl. drinkholder)

Description	Ref. No.
Seat Cushion for CI 42	9108400892
Seat Cushion for CI 55	9108400893
Seat Cushion for CI 70	9108400894
Seat Cushion for CI 85	9108400895
Seat Cushion for CI 110	9108400896
Divider - Small	9108400897
Divider - Large	9108400898
Basket - Small	9108400899
Basket - Large	9108400900

Description	Ref. No.
Beverage Holder & Bracket	9108400901
Beverage Holder	9108400902
Rod Holder (all CI models)	9108400903
Bottle Opener	9108400904
Fixing Kit	9108400905

Accessories for Dometic Cool-Ice CI iceboxes only



BUILT TO KEEP YOUR ICE FROZEN FOR DAYS

Our high-performance Patrol ice chests keep ice frozen for days. Built to last trip after trip with thick PU insulated walls, a single piece roto-moulded construction, and a full-length hinge pin. More than just a box to put ice in, these coolers offer smart features like Patrol's leak proof drain, deep-freeze lid seal and one-hand rubber latch opening. For extra-functionality, a clever accessory dock can house optional accessories including: a bottle opener, cup holder or fishing rod holder..






























































- Thick PU insulation keeps ice frozen for days
- Large, leak-proof drain makes cleaning easy
- Deep-freeze lid seal ensures no gaps for air to enter or escape
- Rugged construction with one-piece rotomolded PE
- One-handed rubber latches for convenient opening and closing of the lid



Dometic Patrol

4.08

Insulation box

	PATROL 20	PATROL 35	PATROL 55																						
																									
Total Volume (approx.)	19 l	36 l	54 l																						
Weight (approx.)	8 kg	11.7 kg	15 kg																						
Material	Rotomoulded PE																								
	<table><tr><th>Ref. No.</th></tr><tr><td> Mist 9600028784</td></tr><tr><td> Ocean 9600028790</td></tr><tr><td> Slate 9600028787</td></tr><tr><td> Orchid 9600051187</td></tr><tr><td> Lagune 9600051601</td></tr><tr><td> Glow 9600028794</td></tr><tr><td> Olive 9600028792</td></tr></table>	Ref. No.	 Mist 9600028784	 Ocean 9600028790	 Slate 9600028787	 Orchid 9600051187	 Lagune 9600051601	 Glow 9600028794	 Olive 9600028792	<table><tr><th>Ref. No.</th></tr><tr><td> Mist 9600028785</td></tr><tr><td> Ocean 9600029271</td></tr><tr><td> Slate 9600028788</td></tr><tr><td> Orchid 9600051188</td></tr><tr><td> Lagune 9600051602</td></tr><tr><td> Glow 9600028795</td></tr><tr><td> Olive 9600028793</td></tr></table>	Ref. No.	 Mist 9600028785	 Ocean 9600029271	 Slate 9600028788	 Orchid 9600051188	 Lagune 9600051602	 Glow 9600028795	 Olive 9600028793	<table><tr><th>Ref. No.</th></tr><tr><td> Mist 9600028786</td></tr><tr><td> Ocean 9600029271</td></tr><tr><td> Slate 9600028789</td></tr><tr><td> Orchid 9600051189</td></tr><tr><td> Lagune 9600051603</td></tr></table>	Ref. No.	 Mist 9600028786	 Ocean 9600029271	 Slate 9600028789	 Orchid 9600051189	 Lagune 9600051603
Ref. No.																									
 Mist 9600028784																									
 Ocean 9600028790																									
 Slate 9600028787																									
 Orchid 9600051187																									
 Lagune 9600051601																									
 Glow 9600028794																									
 Olive 9600028792																									
Ref. No.																									
 Mist 9600028785																									
 Ocean 9600029271																									
 Slate 9600028788																									
 Orchid 9600051188																									
 Lagune 9600051602																									
 Glow 9600028795																									
 Olive 9600028793																									
Ref. No.																									
 Mist 9600028786																									
 Ocean 9600029271																									
 Slate 9600028789																									
 Orchid 9600051189																									
 Lagune 9600051603																									
	<table><tr><th colspan="2">/Accessory</th></tr><tr><td>Beverage holder & bracket</td><td>9108400901</td></tr><tr><td>Beverage holder</td><td>9108400902</td></tr><tr><td>Rod holder</td><td>9108400903</td></tr><tr><td>Bottle opener</td><td>9108400903</td></tr><tr><td>Fixing Kit</td><td>9108400905</td></tr></table>			/Accessory		Beverage holder & bracket	9108400901	Beverage holder	9108400902	Rod holder	9108400903	Bottle opener	9108400903	Fixing Kit	9108400905										
/Accessory																									
Beverage holder & bracket	9108400901																								
Beverage holder	9108400902																								
Rod holder	9108400903																								
Bottle opener	9108400903																								
Fixing Kit	9108400905																								

THIRST FOR ADVENTURE



The robust construction of Dometic drinkware is ideal for use in the outdoors. Convenient to clean and comfortable to use, the drinkware can also be used for hot and cold drinks. So whether you need refreshment while hiking in blissful isolation, or seek warmth on a cold winter morning, fuel your body with the liquid comfort it needs.



DOMETIC DRINKWARE

Dometic insulated vacuum sealed bottles ensure your cold or hot drinks maintain their temperature while you're on the move. The stainless steel used in the bottle have been carefully selected to ensure its longevity, easy cleaning and a high level of hygiene. Leak-proof, dishwasher safe and BPA Free.

Key benefits

- Fits all standard cup holders
- Double wall insulation keeps drinks hot for up to 12 h or cold for up to 24 h (Thermo Bottle)
- Durable construction with comfortable, ergonomic design
- BPA free
- Dishwasher safe



What's new?

- 100 % leakproof 360° drink cup
- Interchangeable caps, can be used with all 2022 Thermo Bottles
- Caps also available separately
- New coffee mug
- Large 1920 ml Thermo Bottle



Durable

Stainless steel body is robust and provides a comfortable drinking experience.



Dishwasher safe

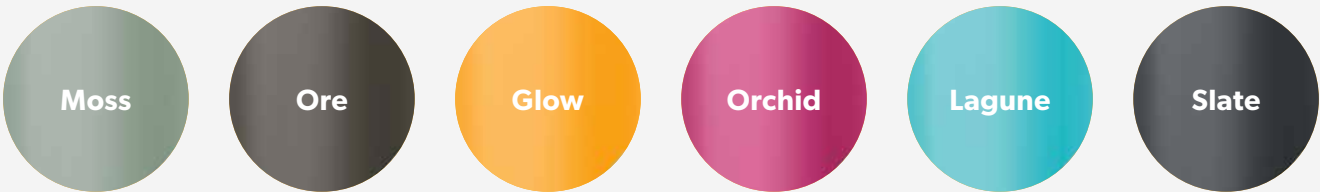
Cleaned easily in the dishwasher and ready for your next adventure.



Hot or cold

Double wall insulation keeps drinks hot or cold for hours.

Which colour will you choose?





Orchid

Dometic Thermo Cup

- Capacity: 450 ml
- Keeps hot and cold drinks at the perfect temperature
- Leakproof lid
- 304 Stainless Steel, double wall insulated
- Dishwasher safe

Colour	SKU
THM45 MOSS	9600050903
THM45 ORE	9600050904
THM45 GLOW	9600050905
THM45 ORCHID	9600050906
THM45 LAGUNE	9600050907
THM45 SLATE	9600050908



Lagune

Dometic Thermo Wine Tumbler

- Capacity: 300 ml
- Keeps wine at the perfect temperature
- Can be used for hot as well as cold drinks
- 304 Stainless Steel, double wall insulated
- Dishwasher safe

Colour	SKU
THWT30 MOSS	9600050851
THWT30 ORE	9600050852
THWT30 GLOW	9600050853
THWT30 ORCHID	9600050854
THWT30 LAGUNE	9600051183
THWT30 SLATE	9600050855



Ore

Dometic Thermo Tumbler 320

- Capacity: 320 ml
- Fits all standard cup holders
- Double wall insulation keeps drinks hot for 6 h or cold for 12 h
- Durable construction with comfortable, ergonomic design
- BPA free
- Dishwasher safe

Colour	SKU
TMBR32 MOSS	9600029330
TMBR32 ORE	9600029331
TMBR 32 MANGO	9600029332
TMBR32 ORCHID	9600050845
TMBR32 SLATE	9600050849



Dometic Thermo Tumbler 600





- Capacity: 600 ml
- Fits all standard cup holders
- Double wall insulation keeps drinks hot for 6 h or cold for 12 h
- Durable construction with comfortable, ergonomic design
- BPA free
- Dishwasher safe

Colour	SKU
 TMBR66 MOSS	9600029333
 TMBR66 ORE	9600029334
 TMBR66 MANGO	9600029335
 TMBR66 ORCHID	9600050846
 TMBR66 SLATE	9600050850



Dometic Thermo Bottle 480

- Capacity: 480 ml
- Fits all standard cup holders
- Double wall insulation keeps drinks hot for 12 h or cold for 24 h
- Durable construction with comfortable, ergonomic design
- BPA free
- Dishwasher safe

Colour	SKU
 THRM48 MOSS	9600029324
 THRM48 ORE	9600029325
 THRM48 MANGO	9600029326
 THRM48 ORCHID	9600050843
 THRM48 SLATE	9600050847



Dometic Thermo Bottle 660

- Capacity: 660 ml
- Fits all standard cup holders
- Double wall insulation keeps drinks hot for 12 h or cold for 24 h
- Durable construction with comfortable, ergonomic design
- BPA free
- Dishwasher safe

Colour	SKU
 THRM66 MOSS	9600029327
 THRM66 ORE	9600029328
 THRM66 MANGO	9600029329
 THRM66 ORCHID	9600050844
 THRM66 SLATE	9600050848



Dometic Thermo Tumbler 500

- Capacity: 500 ml
- Keeps hot and cold drinks at the perfect temperature
- Leakproof lid 360° drinking lid
- 304 Stainless Steel, double wall insulated
- Dishwasher safe
- Useable with modular caps

Colour	SKU
THRM50 MOSS	9600050864
THRM50 ORE	9600050880
THRM50 GLOW	9600050881
THRM50 ORCHID	9600050882
THRM50 LAGUNE	9600050883
THRM50 SLATE	9600050884



Dometic Thermo Bottle 900

- Capacity: 900 ml
- Keeps hot & cold drinks at the perfect temperature
- Leakproof lid 360° drinking lid
- 304 Stainless Steel double wall insulated
- Dishwasher safe
- Useable with modular caps

Colour	SKU
THRM90 MOSS	9600050885
THRM90 ORE	9600050886
THRM90 GLOW	9600050887
THRM90 ORCHID	9600050888
THRM90 LAGUNE	9600050889
THRM90 SLATE	9600050890



Dometic Thermo Bottle 1200

- Capacity: 1200 ml
- Keeps hot & cold drinks at the perfect temperature
- Leakproof lid 360° drinking lid
- 304 Stainless Steel double wall insulated
- Dishwasher safe
- Useable with modular caps

Colour	SKU
THRM120 MOSS	9600050891
THRM120 ORE	9600050892
THRM120 GLOW	9600050893
THRM120 ORCHID	9600050894
THRM120 LAGUNE	9600050895
THRM120 SLATE	9600050896



Dometic Thermo Bottle 1920

- Capacity: 1920 ml
- Keeps hot & cold drinks at the perfect temperature
- Leakproof lid 360° drinking lid
- 304 Stainless Steel double wall insulated
- Dishwasher safe
- Useable with modular caps (not CAPHA)

Colour	SKU
THRM192 MOSS	9600050897
THRM192 ORE	9600050898
THRM192 GLOW	9600050899
THRM192 ORCHID	9600050900
THRM192 LAGUNE	9600050901
THRM192 SLATE	9600050902

Customise
Dometic Thermo
Bottles with inter-
changeable caps

Drinkware Accessories



Stainless Cap

Hygienic stainless screw cap, insulated so helps keep your drinks at the perfect temperature.

Ref. 9600050959 (CAPST)



Drinking Cap

Dual function hinged screw cap, use as water / sports bottle or turn 180° and use as an espresso cup.

Ref. 9600050911 (CAPDR)



Sports Cap

Hinged screw cap reduces the risk of loss or dropping the cap, quick easy access suitable for all activities.

Ref. 9600050909 (CAPSP)



360° Cap

100% leakproof. Simply click to open and click again to close. 360 degree opening to use from any angle.

Ref. 9600050912 (CAP360)



Handle Cap

100% leakproof. Sturdy handle great for use with larger bottles, secure stainless locking clip for added security.

Ref. 9600050910 (CAPHA)

All interchangeable caps are only suitable for Dometic Thermo Tumbler 500 / Thermo Bottle 900 / Thermo Bottle 1200 / Thermo Bottle 1920



COOL CONVENIENCE

Refrigerators for mobile use

Looking for a refrigerator that fits in the kitchenette of a truck or van? Choose from the most comprehensive range currently available. It includes noiseless absorption refrigerators running on gas or electricity as well as compressor powered appliances for high-performance cooling and deep-freezing regardless of ambient temperatures. Dometic refrigerators are as well equipped as a domestic fridge. If something's missing, check our accessories.

We also offer practical drawer fridges for confined installation conditions.



ABSORPTION REFRIGERATORS

Dometic absorption refrigerators are completely silent. Moreover, they allow maximum independence in terms of energy supply, running on mains or battery power and on gas as well. Their quality features provide homelike convenience.

Page 104 - 113



COMPRESSOR REFRIGERATORS

Compressor refrigerators provide powerful cooling and deep-freezing, even at extreme ambient temperatures. They consume little energy and are ideal for solar operation. Available in many sizes, including practical drawer fridges and customised cooling solutions.

Page 114 – 125

FREE-STANDING ABSORPTION REFRIGERATORS

Can be placed as required – even next to a bed

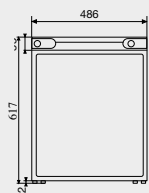
Our two free-standing absorption refrigerators can also be installed close to sleeping quarters – they operate without making a noise and won't disturb anybody. Both models are packed with convenient features: two adjustable shelves, two additional door trays, and a secure door lock with vent option for the time after season. The RF 62 even features a two-star freezer compartment.

The CombiCool RF 60 and RF 62 can utilize three different energy sources: 12 V DC, 230 V AC, or gas. With their compact dimensions and 56 or 61 liter capacity, they are perfect for confined spaces.

Dometic CombiCool RF 62

4.27

Free-standing absorption refrigerator with freezer, 56 l

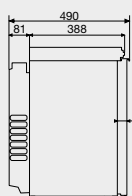
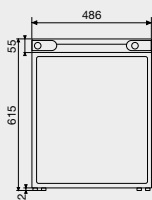


Gross capacity with freezer compartment	approx. 56 l
Connections	12 V DC / 230 V AC, LPG
Input rating	
230 V	110 W
12 V	110 W
Gas	14.8 g/h
Consumption	
230 V	1.9 kWh/24 h
12 V	1.9 kWh/24 h
Gas	325 to 375 g/24 h
Temperature range	Up to 30 °C below ambient temperature
Insulation	PU foam all around
Ignition system	Battery ignition
Material	Cabinet: coated sheet steel, door: plastic, panel: coated sheet steel
Colour	White
Dimensions (W x H x D)	486 x 617 x 490 mm
Weight	25 kg with freezer compartment
Quality features	Thermostat regulation in 230-volt and gas mode, two door shelves, adjustable shelves, flame indicator, door locking with vent option
Test marks	Certified to European Gas Appliance Directive 90/396/EEC
Product	Ref. No.
Dometic RF 62 (50 mbar) D	9105203590
Dometic RF 62 (28 – 37 mbar) F, I, E, NL	9105203591
Dometic RF 62 (30 mbar) DK	9105203623



4.27

Free-standing absorption refrigerator, 61 l

DOMETIC.COM — 105

BUILT-IN ABSORPTION REFRIGERATORS

Amazing choice of models, sizes and configurations

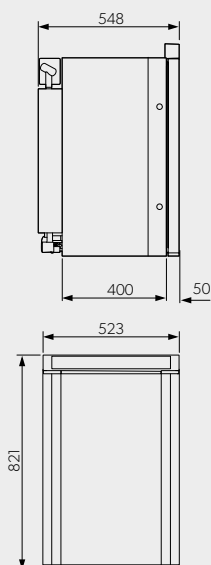
Do you want to integrate a noiseless absorption fridge into the kitchenette of a truck or other utility vehicle? Take your pick from the world's largest range. Our award-winning 10-series absorption refrigerators integrate a host of unique innovations: double-hinged

doors opening either left and right, elegant aluminium handles across the entire height, and an innovative cooling unit for best-in-class cooling performance, to name but a few.

Dometic RM 10.5T

4.24

Absorption refrigerator, 93 l, TFT display, double-hinged door



Gross capacity	93 l
Net capacity main compartment	77.4 l
Net capacity freezer compartment	8.2 l
Connections	12 V DC / 230 V AC / LPG 30 mbar
Input rating	
230 V	135 W
12 V	130 W
Consumption	
230 V	2.8 kWh/24 h
Gas	270 g/24 h
Temperature range	Refrigerator +7 °C, freezer compartment up to -12 °C at ambient temperatures up to 32 °C (equivalent to climate class SN)
Insulation	PU foam all around
Ignition system	AES
Material	Cabinet: Coated sheet steel Door panel: Plastic
Colour	Black
Dimensions (W x H x D)	523 x 821 x 548 mm
Weight	28.0 kg with freezer compartment
Quality Features	<ul style="list-style-type: none"> • Double-hinged door – opens left and right without the need to change the hinge • Patented removable freezer compartment (opens to the bottom) • Ease of use with intuitive TFT color display and turn/push button • Elegant aluminum door handles extend over the complete fridge height • Flexible interior storage with two small crispers • Noiseless absorption cooling on 12 V, 230 V or gas • Full side LED interior light
Test marks	Certified to European Gas Appliance Directive 90/396/EEC, e-certified (Automotive EMC Directive)

Product	Ref. No.	Ref. No. UK
Dometic RM 10.5T	9600027098	
/ Optional extras		
CEE AC adapter for Dometic refrigerators with WAGO connector	9600015437	9600015438
230/240 V JST plug	9600015439	
230/240 V MNL plug	9600015440	


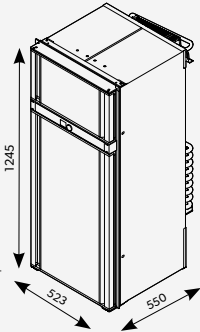
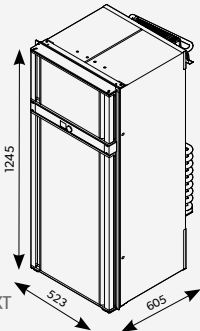
Dometic RMS 10.5T / 10.5XT

4.24

Absorption refrigerators, TFT display, double-hinged door

	RMS 10.5T	RMS 10.5XT EXTRA DEEP CABINET	
 	Gross capacity	83 l	98 l
	Net capacity main compartment	67.8 l	79 l
	Net capacity freezer compartment	8.2 l	11.1 l
	Connections	12 V DC / 230 V AC / LPG 30 mbar	
	Input rating		
	230 V	135 W	135 W
	12 V	130 W	130 W
	Consumption		
	230 V	3.2 kWh/24 h	2.5 kWh/24 h
	Gas	270 g/24 h	270 g/24 h
Temperature range	Refrigerator +7 °C, freezer compartment up to –12 °C at ambient temperatures up to 32 °C (equivalent to climate class SN)		
Insulation	PU foam all around		
Ignition system	AES		
Material	Cabinet: Coated sheet steel / door, panel: plastic		
Colour	Black		
Dimensions (W x H x D)	528 x 821 x 548 mm	523 x 821 x 603 mm	
Weight	27.4 kg with freezer compartment	29 kg with freezer compartment	
Quality Features	<ul style="list-style-type: none">• Double-hinged door – opens left and right without the need to change the hinge• Removable freezer compartment (opens to the bottom)• Smart use of space: under counter model with wheel arch cut-out• Elegant aluminum door handles extend over the complete fridge height• Easy to use with intuitive TFT color display and turn/push button• Flexible interior storage with two small crispers• Noiseless absorption cooling on 12 V, 230 V or gas		
Test marks	Certified to European Gas Appliance Directive 90/396/EEC, e-certified (Automotive EMC Directive)		
<div><div><div>RMS 10.5T</div></div><div><div>RMS 10.5XT</div></div></div>			
Product	Ref. No.	Ref. No. UK	
Dometic RMS 10.5T	9600027101		
Dometic RMS 10.5XT	9600027116		
/ Optional extras			
CEE AC adapter for Dometic refrigerators with WAGO connector	9600015437	9600015438	
230/240 V JST plug	9600015439		
230/240 V MNL plug	9600015440		

4.24


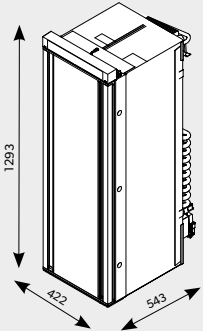
  		RMD 10.5T	RMD 10.5XT EXTRA DEEP CABINET	
	Gross capacity	153 l	177 l	
	Net capacity main compartment	124 l	142 l	
	Net capacity freezer compartment	29 l	35 l	
	Connections	12 V DC / 230 V AC / LPG 30 mbar		
	Input rating	230 V 12 V	250 W 170 W	
	Consumption	230 V / 12 V Gas	24.2 kWh/24 h 580 g/24 h	
	Temperature range	Refrigerator +7 °C, freezer compartment up to -12 °C at ambient temperatures up to 32 °C (equivalent to climate class SN)		
	Insulation	PU foam all around		
	Ignition system	AES		
		Material		
		Cabinet: Coated sheet steel / door, panel: plastic		
		Colour		
		Black		
		Dimensions (W x H x D)	523 x 1245 x 550 mm	523 x 1245 x 605 mm
		Weight	40 kg with freezer compartment	41.5 kg with freezer compartment
		Quality Features	<ul style="list-style-type: none"> • Double-hinged door – opens left and right without the need to change the hinge • Best-in-class cooling performance – tested and proven in the Australian outback • Standard-depth cabinet with two separate doors for fridge and freezer • Ease of use with intuitive TFT soft-touch controls recessed into the door • Elegant aluminum door handles extending over the complete fridge height • Two-point locking mechanism on either side for increased safety • Flat door with customizable decor panel and variable thickness (1.2 mm – 3 mm) 	
		Test marks	Certified to European Gas Appliance Directive 90/396/EEC, e-certified (Automotive EMC Directive)	
Product		Ref. No.	Ref. No. UK	
Dometic RMD 10.5T		9620006713	9600027259	
Dometic RMD 10.5XT		9620012756	9600027266	
/ Optional extras				
CEE AC adapter for Dometic refrigerators with WAGO connector		9600015437	9600015438	
230/240 V JST plug		9600015439		
230/240 V MNL plug		9600015440		



Dometic RML 10.4T









4.24

Absorption refrigerator, 133 l, TFT display

	Gross capacity	133 l
	Net capacity main compartment	116 l
	Net capacity freezer compartment	12 l
	Connections	12 V DC / 230 V AC / LPG 30 mbar
	Input rating	
	230 V	170 W
	12 V	170 W
	Consumption	
	230 V	3.2 kWh/24 h
	12 V	4.08 kWh/24 h
	Gas	380 g/24 h
	Temperature range	Refrigerator +7 °C, freezer compartment up to -12 °C at ambient temperatures up to 32 °C (equivalent to climate class SN)
	Insulation	PU foam all around
	Ignition system	AES
	Material	Cabinet: Coated sheet steel Door panel: Plastic
	Colour	Black
	Dimensions (W x H x D)	422 x 1293 x 543 mm
	Weight	35.5 kg with freezer compartment
	Quality Features	<ul style="list-style-type: none">• Patented double-hinged door – opens left and right without the need to change the hinge• Removable freezer compartment with double-hinged door• Best-in-class cooling performance thanks to new cooling unit• Elegant aluminum door handles extend over complete fridge height• Intuitive control via TFT display and turn/push button• VG Fresh crisper with adjustable humidity – keeps fruit and vegetable fresh for longer• Flat door with customizable decor panel (variable thickness 1.2 mm – 3 mm)
	Test marks	Certified to European Gas Appliance Directive 90/396/EEC, e-certified (Automotive EMC Directive)
Product		Ref. No. Ref. No. UK
Dometic RML 10.4T		9620004548 9600027665
/ Optional extras		
CEE AC adapter for Dometic refrigerators with WAGO connector		9600015437 9600015438
230/240 V JST plug		9600015439
230/240 V MNL plug		9600015440

Dometic upgrade kits

Upgrade kits for 10-series refrigerators

	NAME	DESCRIPTION	SCOPE OF DELIVERY	REF. NO.
	Dometic RC 10.4S 70-UKIT	Upgrade kit for Dometic RC 10.4S 70 fridge variant to gain all preferable features of the Dometic RML 10.4T 70	1 dual hinged door, 1 door rack, 1 fridge shelf	9600028492
	Dometic RC 10.4S 90-UKIT	Upgrade kit for Dometic RC 10.4S 90 fridge variant to gain all preferable features of the Dometic RC 10.4T 90	1 dual hinged door, 1 door rack, 1 fridge shelf	9600028493
	Dometic RM(S)/RCS 10.5S-UKIT	Upgrade kit for RM 10.5S, RMS 10.5S and RCS 10.5S fridge variant to gain all preferable features of the Dometic RM 10.5T, RMS 10.5T and RCS 10.5T	1 dual hinged door, 1 door rack, 1 fridge shelf	9600028478
	Dometic RMS/RCS 10.5XS-UKIT	Upgrade kit for RMS 10.5XS and RCS 10.5XS fridge variant to gain all preferable features of the Dometic RMS 10.5XT and RCS 10.5XT	1 dual hinged door, 1 door rack, 1 fridge shelf	9600028479
	Dometic RMD/RCD 10.5S-UKIT	Upgrade kit for the RMD 10.5S and RCD 10.5S fridge variant to gain all preferable features of the RMD 10.5X and RCD 10.5T fridge range	2 dual hinged doors, 1 door rack, 1 fridge shelf, 1 veggie fresh lid	9600028181
	Dometic RMD/RCD 10.5XS-UKIT	Upgrade kit for the RMD 10.5XS and RCD 10.5XS fridge variant to gain all preferable features of the RMD 10.5X and RCD 10.5XT fridge range	2 dual hinged doors, 1 door rack, 1 fridge shelf, 1 veggie fresh lid	9600028421
	Dometic RML 10.4S-UKIT	Upgrade kit for Dometic RML 10.4S refrigerator and Dometic RCL 10.4S fridge variant to gain all preferable features of the Dometic RML 10.4 and RCL 10.4 fridge range	1 dual hinged door, 1 door rack, 1 fridge shelf, 1 veggie fresh lid	9620009236
	Dometic RCL 10.4ES-UKIT	Upgrade kit for Dometic RCL 10.4ES refrigerators	1 dual hinged door, 1 door rack, 1 fridge shelf, 1 veggie fresh lid	9600050037



Dometic REF-FGC

Flexible gas connection pipe for 10 series absorption refrigerators

Ref. No. 9620009201



Dometic RML10.4-RPLKIT

RML 94xx replacement kit for installation of RML 10.4 refrigerators

If you already have an RML 94xx-series device installed in your vehicle, this replacement kit allows you to mount the new RML 10.4-series refrigerator into existing cut-outs. Decor bars and a flexible gas connection hose are included to ensure a seamless integration.

Ref. No. 9620009283



Dometic RMD10.5-RCK

Shelf for RMD 10.5 freezer compartment

Well-organized storage: you can optimise the use of the space in the freezer compartment your 10-series fridge with an additional shelf.

Ref. No. 9620009197



Dometic REF-ADAPT

Power adapter for 10-series absorption refrigerators

10-series absorption refrigerators come standard with a WAGO plug for connection to 230/240 V AC. If required it can be adapted to the following plug systems:

230/240 V CEE plug / Ref. No. 9600015437
 230/240 V UK plug / Ref. No. 9620013146
 230/240 V JST plug / Ref. No. 9620009203
 230/240 V MNL plug / Ref. No. 9600015440



Dometic REF-FANKIT

Ventilation kit for 10-series absorption refrigerators

- The ventilation set is very easy to install
- It ensures optimum ventilation of your fridge for best cooling performance
- This kit is particularly recommended for high ambient temperatures or intense sunlight

Ref. No. 9620009199



Dometic REF-STOKIT

Storage kit for refrigerators

- Space-saving food storage with stackable trays in two heights
- Tray holders keep the stacks securely in place during the journey
- Ice cube tray with sliding lid for easy removal of the required amount
- Designed for 10-series and also suitable for other refrigerators

Ref. No. 9620009277

ACCESSORIES FOR ABSORPTION REFRIGERATORS



Winter covers

- Winter covers are available for both single and double door fridges
- Replace your cover at the start of the cold winter season
- Covers help to maintain a high cooling performance in cold weather

Dometic WA 120/130

Winter cover set for LS 100 and LS 200, white
Ref. No. 9620009215

Dometic WA 120/130

Winter cover set for for LS 100 and LS 200, black
Ref. No. 9500001460

Dometic EWS 300

Winter cover set for LS 300, white
Ref. No. 9620009209



Ventilation grills

The two ventilation grills LS 100 and LS 200 have been designed for under-counter refrigerators of the RM, RMS and RMV series. The LS 100 model is only required for installations with a separate exhaust duct. Otherwise, you can use the LS 200, which is suitable for ventilation at the top and at the bottom of the fridge.

The LS 300 is a perfect fit for the large refrigerators in the RMD and RMDT series, while the LS 230 is the matching ventilation grill for the slim RML refrigerators.

LS 100, top, RM(V)5xxx, RM(S)8xxx
Ref.-No. white 9500000958
Ref.-No. black 9620009242

LS 200, bottom, RM(V)5xxx, RM(S)8xxx
Ref.-No. white 9620009291
Ref.-No. black 9500001458

LS 300 RMD(T)8xxx, RML855x, RMD(T)10.5
Ref.-No. white 9620009255



Dometic LS-R500

Roof ventilation for 8- and 4-series refrigerators

Extra ventilation of the 8- and 4-series refrigerators. Use in combination with LS 200 or LS 300 ventilation grill.

- Optional extra ventilation for the 8- and 4-series refrigerators
- Combine with LS 200 or LS 300 ventilation grills
- Recommended when using an awning cover

Ref. No. 9105900020



Dometic AR-VKIT

Ventilation kit for absorption refrigerators

Optional ventilation extra for optimal performance of 4-series and 8-series refrigerators. Thermostat-controlled, extremely easy to install.

- The ventilation set is very easy to install
- It ensures optimum ventilation of your fridge for best cooling performance
- This kit is particularly recommended for high ambient temperatures or intense sunlight

Ref. No. 9620009252



Dometic AR-BI

Battery ignition for absorption refrigerators

This battery ignition is suitable for retrofitting on all piezo refrigerators with plastic dashboard holders.

Ref. No. 9620009243



Dometic REF-STOKIT

Storage kit for refrigerators

- Space-saving food storage with stackable trays in two heights
- Tray holders keep the stacks securely in place during the journey
- Ice cube tray with sliding lid for easy removal of the required amount
- Designed for 10-series and also suitable for other refrigerators

Ref. No. 9620009277



Dometic AR-EGG

Egg shelf for absorption refrigerators

For safe storage of up to six eggs. Suitable for all Dometic refrigerators.

Ref. No. 9620009198

COOL EFFICIENCY

Dometic compressor refrigerators

Powerful cooling performance even at extreme ambient temperatures, combined with superior energy efficiency and a well organized interior – this is what you can expect from every compressor refrigerator made by Dometic. Our comprehensive range commercial

vehicles includes models in various designs and sizes: from left/right opening refrigerators and frameless door models to practical drawer fridges and space-saving top loaders.

Dometic RC 10.4T 90M



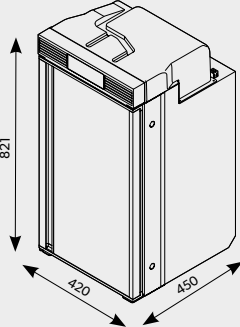
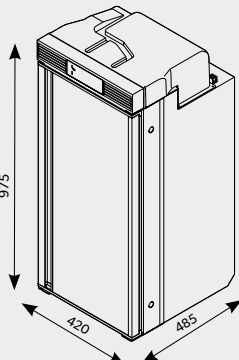
Compressor refrigerator, 90 l, TFT display, double-hinged door

		RC 10.4T 90M
  <p>DETACHABLE COMPRESSOR CAN BE INSTALLED UP TO 1.5 M AWAY FROM THE REFRIGERATOR TO SAVE SPACE</p>	Gross capacity Net capacity main compartment Net capacity freezer compartment	90 l 75.5 l 7.5 l
	Connections	12 V DC
	Climate class	T
	Current consumption at 12 V	1.39 Ah/h at +25 °C ambient temperature, at +5 °C interior temperature
	Refrigerant	R600a, Refrigerant quantity: 20 g, CO2 equivalent: 0.000102 t, Global warming potential (GWP): 3
	Insulation	PU foam all around
	System	Fully hermetic compressor with integrated control electronics, low-voltage protection / electronic fuse, automatic reverse pole protection
	Material	Cabinet: coated sheet steel + plastic / door, panel: plastic
	Colour	Cabinet and door frame: black, Door panel: black glossy finish (door decor changeable)
	Weight	21 kg
	Quality Features	<ul style="list-style-type: none"> • Double-hinged door – opens left and right without the need to change the hinge • Patented removable freezer compartment (opens to the bottom) • TFT control panel and/or compressor unit can be installed separately • Reliable cooling and deep-freezing – even at extreme ambient temperatures up to 43 °C • Elegant aluminum door handles extend over the complete fridge height • Ease of use with intuitive TFT color display and turn/push button • Pleasantly quiet operation in night mode, fast cool-down with boost function
	Test marks	TÜV/GS, e-certified (Automotive EMC Directive)
		
Product		Ref. No.
Dometic RC 10.4T 90M		9620016886

Dometic RC 10.4

4.11



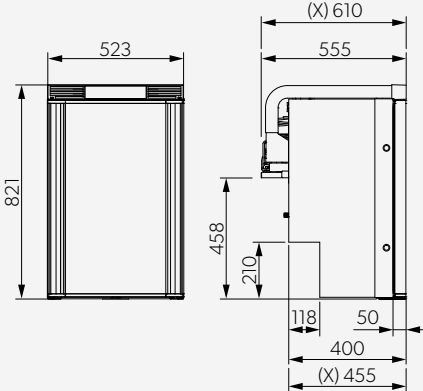
Compressor refrigerators, TFT display, double-hinged door

		RC 10.4 70	RC 10.4 90
 <p>RC 10.4 70</p>  <p>RC 10.4 90</p>	Gross capacity	69 l	90 l
	Net capacity main compartment	54.5 l	75.5 l
	Net capacity freezer compartment	7.5 l	7.5 l
	Connections	12 V DC	12 V DC
	Climate class	T	T
	Current consumption at 12 V	1.39 Ah/h at +25 °C ambient temperature, at +5 °C interior temperature	1.39 Ah/h at +25 °C ambient temperature, at +5 °C interior temperature
	Refrigerant	R600a, Refrigerant quantity: 16 g, CO ₂ equivalent: 0.000102 t, Global warming potential (GWP): 3	R600a, Refrigerant quantity: 20 g, CO ₂ equivalent: 0.000102 t, Global warming potential (GWP): 3
	Insulation	PU foam all around	
	System	Fully hermetic compressor with integrated control electronics, low-voltage protection / electronic fuse, automatic reverse pole protection	
	Material	Cabinet: coated sheet steel + plastic / door, panel: plastic	
		Colour Cabinet and door frame: black, Door panel: black glossy finish (door decor changeable)	
		Weight	19.5 kg 21.5 kg
		Quality Features	
		<ul style="list-style-type: none"> • Double-hinged door – opens left and right without the need to change the hinge • Patented removable freezer compartment (opens to the bottom) • Ease of use with intuitive TFT color display and turn/push button • Reliable cooling and deep-freezing – even at extreme ambient temperatures up to 43 °C • Elegant aluminum door handles extend over the complete fridge height • Internal ventilation system – no further ventilation grills required • Pleasantly quiet operation in night mode, fast cool-down with boost function 	
		Test marks TÜV/GS, e-certified (Automotive EMC Directive)	
		<p>RC 10.4 70</p> 	<p>RC 10.4 90</p> 
		Product	Ref. No.
		Dometic RC 10.4 70	9600050782
		Dometic RC 10.4 90	9600050783

Dometic RCS 10.5T / 10.5XT

4.11


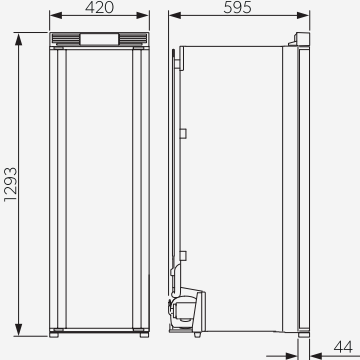
Compressor refrigerators, TFT display, double-hinged door, under counter models

		RCS 10.5T	RCS 10.5XT EXTRA-DEEP CABINET
<div>RCS 10.5T</div>  <div>RCS 10.5XT</div> 	Gross capacity	83 l	98 l
	Net capacity main compartment	69.1 l	80.3 l
	Net capacity freezer compartment	9.2 l	12.1 l
	Connections	12 V DC	12 V DC
	Climate class	ST	ST
	Current consumption at 12 V	1.46 Ah/h at +25 °C ambient temperature, at +5 °C interior temperature	1.48 Ah/h at +25 °C ambient temperature, at +5 °C interior temperature
	Refrigerant	R600a, Refrigerant quantity: 24 g, CO ₂ equivalent: 0.000072t, Global warming potential (GWP): 3	R600a, Refrigerant quantity: 23 g, CO ₂ equivalent: 0.000072t, Global warming potential (GWP): 3
	Insulation	PU foam all around	
	System	Fully hermetic compressor with integrated control electronics, low-voltage protection / electronic fuse, automatic reverse pole protection	
	Material	Cabinet: coated sheet steel + plastic / door, panel: plastic	
	Colour	Cabinet and door frame: black / door panel: black glossy finish (door decor changeable)	
	Dimensions (W x H x D)	528 x 821 x 548 mm	523 x 821 x 610 mm
	Weight	24.5 kg	25 kg
Quality Features		<ul style="list-style-type: none">• Double-hinged door – opens left and right without the need to change the hinge• Patented removable freezer compartment (opens to the bottom)• Smart use of space: under counter model with wheel arch cut-out• Elegant aluminum door handles extend over the complete fridge height• Easy to use with intuitive TFT color display and turn/push button• Flexible interior storage with two small crispers• Reliable compressor cooling and deep-freezing – ST Class (up to 38 °C ambient temperature)	
Test marks		TÜV/GS, e-certified (Automotive EMC Directive)	
			
Product		Ref. No.	
Dometic RCS 10.5T		9600028196	
Dometic RCS 10.5XT		9600028199	

Dometic RCL 10.4ET

4.24

Compressor refrigerator, 151 l, TFT display, double-hinged door

	Gross capacity	151 l
	Net capacity main compartment	128 l
	Net capacity freezer compartment	18 l
	Connections	12 V DC
	Climate class	ST
	Current consumption at 12 V	1.87 Ah/h at +25 °C ambient temperature, at +5 °C interior temperature
	Refrigerant	R600a, Refrigerant quantity: 31 g, CO ₂ equivalent: 1.2 kg, Global warming potential (GWP): 3
	Insulation	PU foam all around
	System	Fully hermetic compressor with integrated control electronics, low-voltage protection / electronic fuse, automatic reverse pole protection
	Material	Cabinet: coated sheet steel + plastic / door, panel: plastic
	Colour	Cabinet and door frame: black / door panel: black glossy finish (door decor changeable)
	Dimensions (W x H x D)	420 x 1293 x 595 mm
	Weight	31 kg
	Quality Features	<ul style="list-style-type: none">• Double-hinged door – opens left and right without the need to change the hinge• Patented removable freezer compartment with double-hinged door• VG Fresh crisper with adjustable humidity – keeps fruit and vegetables fresh for longer• Elegant aluminum door handles extend over the complete fridge height• Intuitive control with TFT color display and turn/push button• Flat door with customizable decor panel (variable thickness 1.2 mm – 3 mm)• Reliable compressor cooling and deep-freezing – ST Class (up to 38 °C ambient temperature)
Test marks		TÜV/GS, e-certified (Automotive EMC Directive)
		
Product		Ref. No.
Dometic RCL 10.4ET		9600049608

Dometic RCD 10.5ET / 10.5XET

Compressor refrigerator, TFT display, 2 double-hinged doors

		RCD 10.5ET	RCD 10.5XET EXTRA-DEEP CABINET
<div>RCD 10.5ET</div> 	Gross capacity	176 l	200 l
	Net capacity main compartment	140 l	159 l
	Net capacity freezer compartment	35.7 l	40.6 l
	Connections	12 V DC	12 V DC
	Climate class	ST	ST
	Current consumption at 12 V	2.42 Ah/h at +25 °C ambient temperature, at +5 °C interior temperature	2.61 Ah/h at +25 °C ambient temperature, at +5 °C interior temperature
	Refrigerant	R600, Refrigerant quantity: 34 g, CO ₂ equivalent: 0.000102 t, Global warming potential (GWP): 3	
	Insulation	PU foam all around	
	System	Fully hermetic compressor with integrated control electronics, low-voltage protection / electronic fuse, automatic reverse pole protection	
	Material	Cabinet: coated sheet steel + plastic / door, panel: plastic	
<div>RCD 10.5XET</div> 	Colour	Cabinet and door frame: black / door panel: black glossy finish (door decor changeable)	
	Dimensions (W x H x D)	523 x 1282 x 550 mm	523 x 1282 x 605 mm
	Weight	38 kg	39.5 kg
	Quality Features	<ul style="list-style-type: none">• Patented double-hinged doors – open left and right without the need to change the hinge• Separate doors for the fridge and freezer• VG Fresh crisper with adjustable humidity – keeps fruit and vegetables fresh for longer• Elegant aluminum door handles extend over the complete fridge height• Internal ventilation system – no further ventilation grills required for installation• Easy to use controls with intuitive TFT color display and turn/push button• Reliable compressor cooling and deep-freezing – ST Class (up to 38 °C ambient temperature)	
	Test marks	TÜV/GS, e-certified (Automotive EMC Directive)	
			
	Product	Ref. No.	
	Dometic RCD 10.5ET	9600050528	
	Dometic RCD 10.5XET	9600050530	

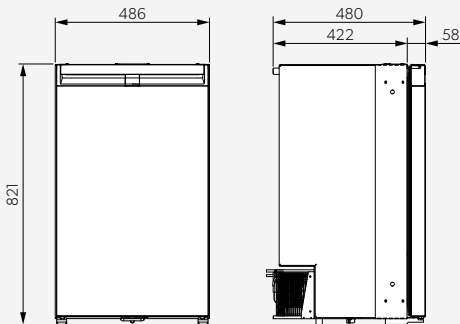
Dometic NRX 90V

4.11

Compressor refrigerator, 92 l



Gross capacity	92 l
Net capacity main compartment	70.6 l
Net capacity freezer compartment	8,4 l
Connections	12/24 V DC
Climate class	ST
Current consumption at 12 V	1.39 Ah/h at +25 °C ambient temperature, at +5 °C interior temperature
Refrigerant	R600a, Refrigerant quantity: 20 g, CO ₂ equivalent: 0.000102 t, Global warming potential (GWP): 3
Insulation	PU foam all around
System	Fully hermetic compressor with integrated control electronics, low-voltage protection / electronic fuse, automatic reverse pole protection
Material	Cabinet: coated sheet steel + plastic / door, panel: plastic
Colour	Cabinet and door frame: black, Door panel: black glossy finish (door decor changeable)
Weight	21.5 kg
Quality Features	<ul style="list-style-type: none">• 3-in-1 solution: fridge, freezer or both at the same time• Energy-efficient compressor technology – 0.4 kWh/24h compared to 2.5 kWh/24 h with same size absorption refrigerators• Easy installation without cut-outs, ventilation grills and gas installations• Frameless door with dark silver front panel and full-width handle• Reversible door hinge – can be fitted left or right as required• Dual function locks can also act as vents for your fridge• Standard or flush-mount installation frame available as accessory
Test marks	TÜV/GS, e-certified (Automotive EMC Directive)



Product	Ref. No.
Dometic NRX 90V	9620006673

Dometic CoolMatic NRX 50C / 50S / 60C / 60S

4.24

Compressor refrigerators, 12 / 24 V DC

		NRX 50C	NRX 50S
 <p>NRX 50C/50S</p>	Total volume	44 l	
	Freezer storage volume	4.4 l	
	Connections	12 / 24 V DC	
	Average power consumption	12.92W (16 °C & 32 °C ambient temperature)	
	Current consumption at 12 V	0.2760 Ah/h at +25 °C ambient temperature, at +4 °C interior temperature	
	Refrigerant	R134a, Refrigerant quantity: 26 g, CO ₂ equivalent: 0.037 t, Global warming potential (GWP): 1430	
	Insulation	PU foam all around	
	System	Fully hermetic compressor with integrated control electronics, low-voltage protection / electronic fuse, automatic reverse pole protection, mechanical, continuously variable thermostat	
	Material	Body: with metal frame Plastic interior/door frame: plastic, Fittings: white coated steel (cabinet shelves)	Body: with metal frame Interior: stainless steel 304 (cabinet shelves), plastic (freezer compartment, crispers, door shelves..), fittings: SUS304 for cabinet shelves Door: stainless steel (SUS316)
	Colour	Cabinet: silver metal outer case Door frame: black Door panel: Dark grey	Cabinet: silver metal outer case Door frame: black Door panel: Stainless steel
 <p>NRX 60S/60S</p>	Quality features	<ul style="list-style-type: none"> • 3-in-1 cooling solution: fridge, freezer or both at the same time • Energy-efficient high-end compressor with 3 operating modes (Eco/Boost/Silent) • Frameless door with Dark grey front panel for 'C' version, stainless steel for 'S' version and full-width handle • Beveled rear side for maximal utilization of space on board • Reversible door hinge – can be fitted left or right as required • Dual function locks can also act as vents for your fridge • Standard or flush-mount installation frame available as accessory • Only flush-mounted frame offered incl. bottom frame, but customer can select installation type by their preference 	
	Weight	17.5 kg	
	Test marks	SGS/CS, e-certified (Automotive EMC Directive)	
		NRX 60C	NRX 60S
	Total volume	55 l	
	Freezer storage volume	6.1 l	
	Average power consumption	13.99W (16 °C & 32 °C ambient temperature)	
	Refrigerant	R134a, Refrigerant quantity: 30 g, CO ₂ equivalent: 0.043 t, Global warming potential (GWP): 1430	
	Current consumption at 12 V	1.08 Ah/h at +25 °C ambient temperature, 1.66 Ah/h at +32 °C ambient temperature, both at +4 °C interior temperature	
	Weight	17 kg	
	Further technical data as for NRX 50C/NRX 50S		
Product		Ref. No.	
Dometic CoolMatic NRX 50C		9620001481	
Dometic CoolMatic NRX 50S		9600051673	
Dometic CoolMatic NRX 60C		9620001486	
Dometic CoolMatic NRX 60S		9600051674	
/ Optional extras			
Dometic DPS-R 135, Mains adapter for refrigerators, 135W		9620013449	
Universal flush-mount frame for NRX 50C		9620012874	
Universal flush-mount frame for NRX 50S		9620012877	
Universal flush-mount frame for NRX 60C		9620012875	
Universal flush-mount frame for NRX 60S		9620012881	

Dometic CoolMatic NRX 80C / 80S / 115C/115S/130C/130S

4.24

Compressor refrigerators, 12 / 24 V DC

		NRX 80C	NRX 80S	
 <p>NRX 80C/80S</p>	Total volume	75 l		
	Freezer storage volume	6.6 l		
	Connections	12 / 24 V DC		
	Average power consumption	15.15W (16 °C°C& 32 °C°C ambient temperature)		
	Current consumption at 12 V	1.15Ah/h at +25 °C ambient temperature, 1.77Ah/h at +32 °C ambient temperature, both at +4 °C interior temperature		
	Refrigerant	R134a, Refrigerant quantity: 32 g, CO ₂ equivalent: 0.046 t, Global warming potential (GWP): 1430		
	Insulation	PU foam all around		
	System	Fully hermetic compressor with integrated control electronics, low-voltage protection / electronic fuse, automatic reverse pole protection, mechanical, continuously variable thermostat		
	Material	Body: with metal frame Plastic interior/door frame: plastic, Fittings: white coated steel (cabinet shelves), plastic (freezer compartment, crispers, door shelves..)	Body: with metal frame Interior: stainless steel 304 (cabinet shelves), plastic (freezer compartment, crispers, door shelves..), fittings: stainless steel Door: stainless steel (SUS316)	
 <p>NRX 115C / 115S</p>	Colour	Cabinet: silver metal outer case Door frame: black Door panel: Dark grey	Cabinet: silver metal outer case Door frame: black Door panel: Stainless steel	
	Quality features	See NRX 50C/S		
	Weight	20 kg		
	Test marks	SGS/CS, e-certified (Automotive EMC Directive)		
		NRX 115C / NRX 115S	NRX 130C/NRX130S	
 <p>NRX 130C / 130S</p>	Total volume	113 l	126 l	
	Freezer storage volume	8.2 l	8.2 l	
	Average power consumption	20.26 W (16 °C°C& 32 °C°C ambient temperature)	20.26 W (16 °C°C& 32 °C°C ambient temperature)	
	Refrigerant	R134a, Refrigerant quantity: 40 g, CO ₂ equivalent: 0.057 t, Global warming potential (GWP): 1430		
	Current consumption at 12 V	1.67 Ah/h at +25 °C ambient temperature, 2.43 Ah/h at +32 °C ambient temperature, both at +4 °C interior temperature		
	Weight	26 kg	27 kg	
Further technical data as for NRX 80C / 80S				
Product		Ref. No.		
Dometic CoolMatic NRX 80C		9620001483		
Dometic CoolMatic NRX 80S		9600051675		
Dometic CoolMatic NRX 115C		9620001485		
Dometic CoolMatic NRX 115S		9600051676		
Dometic CoolMatic NRX 130C		9620001482		
Dometic CoolMatic NRX 130S		9600051677		
/ Optional extras				
Dometic DPS-R 135, Mains adapter for refrigerators, 135W		9620013449		
Universal flush-mount frame for NRX 80C		9620012880		
Universal flush-mount frame for NRX 80S		9620012882		
Universal flush-mount frame for NRX 115C		9620012879		
Universal flush-mount frame for NRX 115S		9620012878		
Universal flush-mount frame for NRX 130C		9620012883		
Universal flush-mount frame for NRX 130S		9620012876		

Dometic CoolMatic 110 / 110S / 140 / 140S

4.24



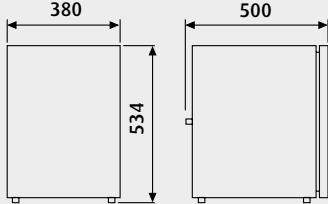


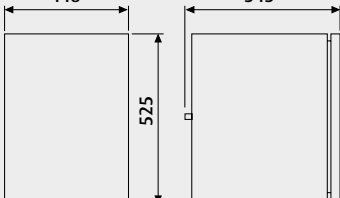
Compressor refrigerators, 12 / 24 V DC

		CRX 110	CRX 110S
<p>CRX 110 / 110S</p>  	Storage volume freezer compartment	104 l 9 l	
	Connections	12 / 24 V DC	
	Average power consumption	50 W	
	Current consumption at 12 V	1.8 Ah/h at +25 °C ambient temperature, 2.4 Ah/h at +32 °C ambient temperature, both at +5 °C interior temperature	
	Refrigerant	R134a, Refrigerant quantity: 47 g, CO ₂ equivalent: 0.067 t, Global warming potential (GWP): 1430	
	Insulation	PU foam all around	
	System	Fully hermetic compressor with integrated control electronics, low-voltage protection / electronic fuse, automatic reverse pole protection, mechanical, continuously variable thermostat	
	Material	Body: with coated metal frame Plastic interior/door frame: plastic Fittings: stainless steel	Body: with coated metal frame Interior: plastic, fittings: stainless steel Door: stainless steel (AISI316)
	Colour	Cabinet: black Door frame: silver Door panel: matt-silver (brushed stainless steel appearance)	Cabinet: black Door frame: silver Door panel: stainless steel (V4A)
	Quality features	Matt-silver decorative panel, brackets secure bottles	High-quality stainless steel front, brackets secure bottles
<p>CRX 140 / 140S</p>  	Weight	22.5 kg	23.5 kg
	Test marks	TÜV/GS, e-certified (Automotive EMC Directive)	
		CRX 140	CRX 140S
	Storage volume freezer compartment	130 l 11 l	
	Average power consumption	65 W	
	Current consumption at 12 V	1.9 Ah/h at +25 °C ambient temperature, 2.5 Ah/h at +32 °C ambient temperature, both at +5 °C interior temperature	
	Refrigerant	R134a, Refrigerant quantity: 50 g, CO ₂ equivalent: 0.072 t, Global warming potential (GWP): 1430	
	Weight	30 kg	31 kg
	Further technical data as for CRX 110 / 110S		
	Product	Ref. No.	
		/ Optional extras	
		Standard installation frame CRX 110	9105306572
		Dometic CoolMatic CRX 110S	9105306573
		Dometic CoolMatic CRX 140	9600029646
		Dometic CoolMatic CRX 140S	9600029647
		Standard installation frame CRX 110	9105306408
		Standard installation frame CRX 110S	9105305679
		Flush-mount installation frame CRX 110	9105306413
		Flush-mount installation frame CRX 110S	9105305674
		Standard installation frame CRX 140	9105306409
		Standard installation frame CRX 140S	9105305680
		Flush-mount installation frame CRX 140	9105306414
		Flush-mount installation frame CRX 140S	9105305675

Dometic CoolMatic CRD 50/50S / CRX 65D / 65DS

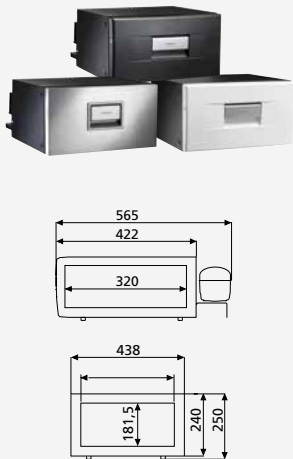
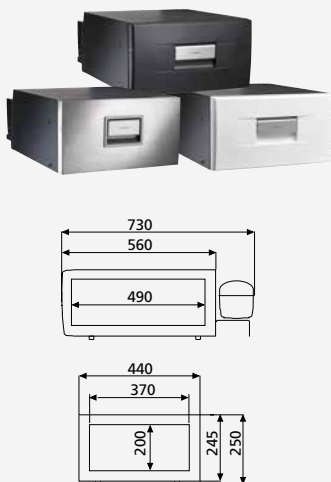
4.24

Pull-out compressor refrigerator

		CRD 50	CRX 65D	CRD 50S	CRX 65DS
		Models with stainless steel effect front		Models with stainless steel front	
CRD 50 	Storage volume freezer compartment	38.5 l 6 l	57 l 7 l	38.5 l 6 l	57 l 7 l
	Connections	12 / 24 V DC			
	Temperature range	+10 to -12 °C			
	Average power consumption	40 W	45 W	40 W	45 W
	Insulation	PU foam all around			
CRD 50S 	System	Fully hermetic compressor with integrated control electronics, low-voltage protection / electronic fuse, automatic reverse pole protection, mechanical, continuously variable thermostat			
	Refrigerant	R134a, Refrigerant quantity: 38 g, CO ₂ equivalent: 0.054 t, Global warming potential (GWP): 1430			
	Material	Body: with coated metal frame Plastic interior/door frame: plastic, Fittings: stainless steel		Body: with coated metal frame Interior: plastic, fittings: stainless steel Door: stainless steel (AISI316)	
	Colour	Cabinet: black Door frame: silver Door panel: matt-silver (brushed stainless steel appearance)		Cabinet: black Door frame: silver Door panel: stainless steel (V4A)	
	Quality features	Matt-silver decorative panel, brackets secure bottles		High-quality stainless steel front, brackets secure bottles	
CRD 50/S 	Weight	17 kg	20 kg	18 kg	21 kg
	Test marks	TÜV/GS, e-certified (Automotive EMC Directive)			
	Product	Ref. No.			
	Dometic CoolMatic CRD 50	9105306581			
	Dometic CoolMatic CRD 50S	9105306582			
CRX 65D 	Dometic CoolMatic CRX 65D	9105306540			
	Dometic CoolMatic CRX 65DS	9105306548			
	/ Optional extras				
	Standard installation frame CRD 50	9105306405			
	Standard installation frame CRD 50S	9105305676			
CRX 65DS 	Flush-mount installation frame CRD 50	9105306410			
	Flush-mount installation frame CRD 50S	9105305671			
	Standard installation frame CRX 65D	9105306406			
	Standard installation frame CRX 65DS	9105305677			
	Flush-mount installation frame CRX 65D	9105306411			
CRX 65D /S 	Flush-mount installation frame CRX 65DS	9105305672			

Dometic CoolMatic CD 20 / CD 20W / CD 20S / CD 30 / CD 30W / CD 30S

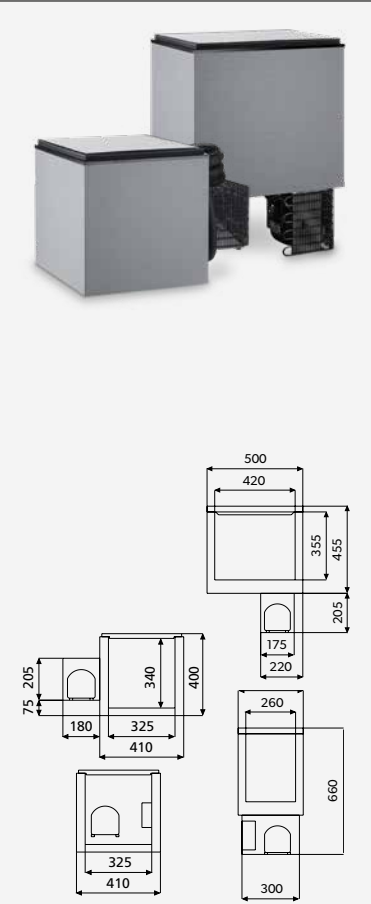
Compressor drawer fridge, 12 / 24 V DC

		CD 20 / CD 20W / CD 20S
<p>CD 20</p>  <p>CD 30</p> 	Storage volume	20 l
	Connections	12 / 24 V DC
	Average power consumption	40 W
	Current consumption at 12 V	0.67 Ah/h at +20 °C ambient temperature, 1.33 Ah/h at +32 °C ambient temperature, both at +5 °C interior temperature
	Refrigerant	R134a, Refrigerant quantity: 38 g, CO ₂ equivalent: 0.054 t, Global warming potential (GWP): 1430
	Insulation	PU foam all around
	System	Fully hermetic compressor with integrated control electronics, electronic thermostat, low voltage protection / electronic fuse, automatic reverse pole protection
	Material	Sturdy metal housing, drawer of injection-moulded parts
	Colour	CD 20: black CD 20W: black, front white CD 20S: black, stainless steel
	Quality features	Convenient access with easy-pull drawers running on ball bearing slides, temperature regulation with continuously variable thermostat, unlocking and opening with a single movement, safe locking mechanism. A smart solution in confined spaces: the cooling unit can be fitted to the side of the cooler (left/right), or up to 1.5 metres away.
	Weight	16.1 kg
	Test marks	e-certified (Automotive EMC Directive)
		CD 30 / CD 30W / CD 30S
	Storage volume	30 l
	Refrigerant	R134a, Refrigerant quantity: 42 g, CO ₂ equivalent: 0.060 t, Global warming potential (GWP): 1430
	Colour	CD 30: black CD 30W: black, front white CD 30S: black, stainless steel
	Weight	18 kg
Further technical data as for CD 20 / CD 20W / CD 20S		
Product	Ref. No.	
Dometic CoolMatic CD 20	9620000721	
Dometic CoolMatic CD 20W	9620000724	
Dometic CoolMatic CD 20S	9620000723	
Dometic CoolMatic CD 30	9620000726	
Dometic CoolMatic CD 30W	9620000727	
Dometic CoolMatic CD 30S	9620000725	
/ Optional extras		
Mains adapter EPS 100, 230 V > 24 V	9600000440	
Stainless steel installation frame	9105303901	

Dometic CoolMatic CB 36 / CB 40

4.11

Built-in compressor cooler, 12 / 24 V DC

		CB 36	CB 40	
	Storage volume	36 l	40 l	
	Connections	12 / 24 V DC		
	Temperature range	+10 to -12 °C		
	Average power consumption	45 W		
	Current consumption at 12 V	0.56 Ah/h at +20 °C ambient temperature, 0.94 Ah/h at +32 °C ambient temperature, both at +5 °C interior temperature	0.64 Ah/h at +20 °C ambient temperature, 1.01 Ah/h at +32 °C ambient temperature, both at +5 °C interior temperature	
	Refrigerant	R134a, Refrigerant quantity: 60 g, CO ₂ equivalent: 0.086 t, Global warming potential (GWP): 1430		
	Insulation	PU foam all around		
	System	Fully hermetic compressor with integrated control electronics, electronic thermostat, low voltage protection / electronic fuse, automatic reverse pole protection		
	Material	Outside: zinc coated sheet steel, inside: white coated steel, base: shock-resistant plastic		
	Colour	Body: grey, decor panel: pale grey		
		Weight	17 kg	19 kg
		Test marks	TÜV/GS, e-certified (Automotive EMC Directive)	
		Product	Ref. No.	
		Dometic CoolMatic CB 36	9105204661	
		Dometic CoolMatic CB 40	9600051193	





THE DOMETIC KITCHEN COLLECTION

Treasure trove for creative vehicle designers

Designing a functional kitchen in the confined spaces of a recreational or utility vehicle takes creative ideas and the “hardware” to match. From now on you can spare the effort of screening the market for suitable products. All you need to realise your kitchen concepts is here, in the Dometic range – from hobs, ovens and sinks to cooker

hoods, coffee makers and microwave ovens. And in various different sizes, shapes and design options. Dometic appliances add value to mobile kitchens and pleasure to cooking on wheels. Take your pick from a collection that makes mobile living easy.



OVENS, HOBS & SINKS

Do you want to equip a mobile kitchen? Dometic gives you a wide choice of options: ovens, hobs, sinks and space-saving combinations. Some models come with a heat-resistant glass lid that extends the worktop space when closed.

Page 128 - 134



KITCHEN ACCESSORIES

Taps and siphons for Dometic sinks, and a practical device for indicating the fill level of gas bottles – you'll find it all in our accessory collection.

Page 135



COOKER HOODS

Fresh air in the vehicle: Dometic cooker hoods quickly remove cooking fumes. They do their job just as well as a domestic cooker hood – with integrated lights, easy controls and a washable grease filter.

Page 136 - 137



COFFEE MAKERS

Freshly brewed coffee at all times: Mobile coffee makers for one or five cups – handy and safe to use, and absolutely roadworthy.

Page 138 - 139



MICROWAVE OVENS

Fast and convenient cooking on the go: 17-litre microwave ovens with 3 or 5 cooking levels plus defrosting function. Rugged design, easy cleaning, interior light.


Page 140 - 141



Dometic OV 1800

4.30



Oven

	Voltage	12 volts DC (electric ignition)
	Output	1.1 kW
	Gas consumption	80 g/h
	Gas supply pressure	30 mbar
	Oven capacity	18 litres
	Quality Features	Heat-resistant and panoramic glass door, thermostat, electronic 12-volt ignition, interior light, bottom-hinged door, enamelled baking tray, stainless steel rack
	Weight	13.7 kg
	Dimensions (W x H x D) Built-in dimensions (W x H x D)	410 x 311 x 490 mm 398 x 360 x 490 mm
Product		Ref. No
Dometic OV 1800		9103303708

Dometic OVN 0250 / OVG 0250

4.30



Built-in gas oven, 25 l capacity

		OVN 0250	OVG 0250 with grill
 <p>OVN 0250</p>  <p>OVG 0250 with grill</p>	Voltage	12 volts DC (electric ignition)	12 volts DC (electric ignition)
	Output	1.2 kW	2.5 kW
	Gas consumption oven grill	87 g/h -	87 g/h 95 g/h
	Gas supply pressure	30 mbar	30 mbar
	Oven capacity	25 litres	25 litres
	Quality Features	<ul style="list-style-type: none"> • Easy cleaning due to hidden burner elements and smooth surfaces • 25 l capacity in the size of a conventional 20 l oven • Elegant appearance matches the new Dometic 10-series refrigerators • Easy maintenance and service – oven door can be completely removed • No installation restrictions with internal or external ventilation possible • Convenient operation with intuitive control 	<ul style="list-style-type: none"> • Easy cleaning due to hidden burner elements and smooth surfaces • 25 l capacity in the size of a conventional 20 l oven • Grill works with closed door – safer, faster, cleaner and gas-saving • Elegant appearance matches the new Dometic 10-series refrigerators • Easy maintenance and service – oven door can be completely removed • No installation restrictions with internal or external ventilation possible • Convenient operation – one control for oven and grill
	Weight	18.6 kg	19.5 kg
	Dimensions (W x H x D)	547 x 364 x 491 mm	547 x 364 x 491 mm
	Built-in dimensions (W x H x D)	530 x 342 x 497 mm	530 x 342 x 497 mm
	Product	Ref. No	
	Dometic OVN 0250	9103303725	
	Dometic OVG 0250 with grill	9103303728	

Dometic CVI1350/ CVI1525

4.30


Induction hobs

		CVI1350	CVI1525
 	Voltage/Frequency	220 – 240 Vw, 50 Hz	220 – 240 Vw, 50 Hz
	Total power	2300 W	2300 W
	Weight	5 kg	7 kg
	Dimensions (W x H x D)	350 x 350 x 55mm	525 x 350 x 55mm
	Cooking zone diameter	180 mm	180 mm
	Product	Ref. No	
	1-Induction zone	9600050570	
	2-Induction zones	9600050571	

Dometic CVC1525G

4.30



1-burner combination

	Output	1 x 1.1 kW
	Gas consumption	80 g/h
	Gas supply pressure	30 mbar
	Weight	4.5 kg
	Dimensions (W x H x D)	525 x 170 x 350 mm
	Product	Ref. No
CVC1525G 1-burner combination		9600051237

Dometic CVC1700 / CVC1700G

4.30


2-burners combination

 	WITHOUT LID		WITH LID
	Output	1 x 1.1 kW; 1 x 2.0 kW	1 x 1.1 kW; 1 x 2.0 kW
	Gas consumption	146 g/h	146 g/h
	Gas supply pressure	30 mbar	30 mbar
	Weight	4.4 kg	7.9 kg
	Dimensions (W x H x D)	700 x 170 x 350 mm	700 x 170 x 350 mm
	Product	Ref. No	
	CVC1700 2-burners combination LH - without Lid	9600051216	
	CVC1700 2-burners combination RH - without Lid	9600051206	
	CVC1700G 2-burners combination LH - with Lid	9600051209	
	CVC1700G 2-burners combination RH - with Lid	9600051167	

Dometic PI8022

3.33



2-burner hob with glass lid

	Output	1 x 1.1 kW; 1 x 1.8 kW
	Gas consumption	204 g/h
	Gas supply pressure	30 mbar
	Dimensions (W x H x D)	480 x 90.5 x 370 mm
	Built-in dimensions (W x D)	466 x 358 mm
	Weight (kg)	3.6 kg
	Quality Feature	Heat-resistant safety glass lid, chrome-plated pan support, stainless steel burner caps, safety ignition system, operating elements on the inside
Product		Ref. No
Dometic PI8022		9600027606

Dometic HBG 2335 / HBG 3445

4.30


2-burner or 3-burner hob with glass lid

 	HBG 2335		HBG 3445
	Output	1 x 1.1 kW; 1 x 1.6 kW	2 x 1.1 kW; 1 x 1.6 kW
	Gas consumption	189 g/h	262 g/h
	Gas supply pressure	30 mbar	30 mbar
	Weight	4 kg	6 kg
	Dimensions (W x H x D)	460 x 80 x 335 mm	520 x 80 x 445 mm
	Built-in dimensions (W x D)	440 x 315 mm	510 x 435 mm
	Quality Features	Heat-resistant safety glass lid, enamelled pan support, enamelled burner caps, safety ignition system	
	Product		Ref. No
	Dometic HBG 2335, 2-burner hob		9600037309
Dometic HBG 3445, 3-burner hob		9600037313	

Dometic HBG 3440

4.30


3-burner hob with glass lid

	Voltage	12 volts DC (electric ignition)
	Output	1 x 1.1 kW; 2 x 1.6 kW
	Gas consumption	335 g/h
	Gas supply pressure	30 mbar
	Weight	5.0 kg
	Dimensions (W x H x D)	560 x 78 x 440 mm
	Built-in dimensions (W x D)	546 x 428 mm
Quality Features	Lid made of heat-resistant safety glass, enamelled pan support, enamelled burner caps	
	Product	
	Ref. No	
Dometic HBG 3440		9600027608

Dometic HSG 2445

4.30


2-burner hob/sink combination with glass lid

	Output	1 x 1.0 kW; 1 x 1.6 kW
	Gas consumption	190 g/h
	Gas supply pressure	30 mbar
	Weight	6 kg
	Dimensions (W x H x D)	600 x 146 x 445 mm
	Built-in dimensions (W x D)	590 x 435 mm
Quality Features		Heat-resistant safety glass lid, enamelled pan support, enamelled burner caps, tap fitting inside, safety ignition system, siphon, rubber seal, with hole for tap (Ø 27 mm)
Product		Ref. No
Dometic HSG 2445		9600051410

Dometic MO9722R / MO9722L

4.30


2-burner hob / sink combination with glass lids

	Voltage	12 volts DC (electric ignition)
	Output	1 x 1.1 kW; 1 x 1.8 kW
	Gas consumption	204 g/h
	Gas supply pressure	30 mbar
	Weight	6 kg
	Dimensions (W x H x D)	760 x 325 x 179 mm
Built-in dimensions (W x D)		742 x 283 mm
Quality Features		2 heat-resistant safety glass lids, enamelled pan support, enamelled burner caps, safety ignition system, siphon AC 540, rubber seal, with hole for tap (Ø 39 mm)
Product		Ref. No
MO9722R (sink right)		9600037321
MO9722L (sink left)		9600037322

Dometic HSG 2370R / HSG 2370L

4.30


2-burner hob/sink combination with glass lids

	Output	1 x 1.1 kW; 1 x 1.6 kW
	Gas consumption	204 g/h
	Gas supply pressure	30 mbar
	Weight	7 kg
	Dimensions (W x H x D)	900 x 152 x 370 mm
	Built-in dimensions (W x D)	793 x 307 mm
Quality Features		2 heat-resistant safety glass lids, enamelled pan support, enamelled burner caps, Piezo ignition, safety ignition system, AC 540 siphon, rubber seal, with hole for tap (Ø 39 mm)
Product		Ref. No
HSG 2370R (sink on right)		9600037324
HSG 2370L (sink on left)		9600037325

Dometic SNG 4237

4.30


Square sink with glass lid

	Quality Features	Heat-resistant safety glass lid, AC 540 siphon, rubber seal, with hole for tap (Ø 39 mm)
	Weight	2.9 kg
	Dimensions (W x H x D)	420 x 145 x 370 mm
	Built-in dimensions (W x D)	405 x 355 mm
	Product	Ref. No
	Dometic SNG 4237	9600027599
	/ Optional extra	
	AC 539 tap	9102300076

Dometic SNG 4244

4.30


Square sink with glass lid

	Quality Features	Heat-resistant safety glass lid, AC 540 siphon, rubber seal, with hole for tap (Ø 39 mm)
	Weight	3.35 kg
	Dimensions (W x H x D)	420 x 145 x 440 mm
	Built-in dimensions (W x D)	405 x 425 mm
	Product	Ref. No
	Dometic SNG 4244	9600027602
	/ Optional extra	
	AC 539 tap	9102300076

Dometic SNG 4133

4.30


Square sink with glass lid

	Quality Features	Heat-resistant safety glass lid, siphon, rubber seal
	Weight	4 kg
	Dimensions (W x H x D)	410 x 124 x 335 mm
	Built-in dimensions (W x D)	400 x 325 mm
	Product	Ref. No
	Dometic SNG 4133	9600028267
	/ Optional extra	
	AC 539 tap	9102300076

Dometic SNG 420

4.30


Round sink with glass lid

	Quality Features	Heat-resistant safety glass lid, AC 540 siphon, rubber seal, with hole for tap (Ø 39 mm)
	Weight	3.5 kg
	Dimensions (Ø x H)	420 x 149 mm
	Built-in dimensions (Ø)	400 mm
	Product	Ref. No
	Dometic SNG 420	9600027592
	/ Optional extra	
	AC 539 tap	9102300076

Dometic VA928

4.30

Round sink

	Dimensions (Ø x H)	400 x 130 mm	
	Installation dimension	366 mm	
	Weight	1 kg	
	Product	Ref. No	
	Dometic VA928	9600028261	

Dometic VA910 / VA930

4.30

Square sinks

 VA910 VA930		VA910	VA930
	Dimensions (W x H x D)	370 x 125 x 370 mm	280 x 145 x 380 mm
	Built-in dimensions (W x D)	336 x 336 mm	272 x 372 mm
	Weight	1.13 kg	1 kg
	Product	Ref. No	
	Dometic VA910	9600027597	
	Dometic VA930	9102300052	


ACCESSORIES FOR MOBILE KITCHENS

Taps and siphons to match Dometic sinks

Dometic GasChecker GC100

4.30


Indicator for identifying the fill level of all standard propane and butane gas bottles

	<ul style="list-style-type: none">• Reliable level measurements using ultrasound• Easy to use• Suitable for all steel and aluminium gas bottles with a diameter of 200 – 350 mm (with the exception of self refilling bottles)• Optimal accessory also for gas BBQ's owners	
	Product	Ref. No
	Dometic GasChecker GC100	9103500697

Dometic TAP

4.30


Water taps

		DOMETIC TAP AC 539 Chrome colored water tap with single lever	DOMETIC TAP AC 537 Chrome water tap
	Max. water pressure	1.5 bar	1.5 bar
	Max. water temperature	65°C	65°C
	Material/ colour	Plastic/ chrome	Brass/ chrome
	Product	Ref. No	
	Dometic tap AC 539	9102300076	
	Dometic tap AC 537	9102300077	

Dometic AC 530 / 540

4.30

Siphons


	Dometic siphons	
	Product	Ref. No
	AC 530 Siphon, angled waste fitting, Ø 25 mm	9600050026
	AC 540 Siphon, angled waste fitting, Ø 20 mm	9600050027



Dometic CK 2000

3.36


Air recirculation cooker hood with two-speed fan

	Voltage	12 volts DC
	Capacity	max. 38/45 m ³ /h
	Power consumption	Fan: 5 watts Light: 4 watts (2 x 2 watts), energy efficiency class A+
	Weight	2.2 kg
	Dimensions (W x H x D)	400 x 56 x 280 mm
	Quality Features	<ul style="list-style-type: none"> Activated carbon air filters and halogen lamps are easy to replace with snap-on release mechanism High efficiency means low power consumption of just 5 W Washable metal grease filter Two integrated halogen lights with two lighting levels Two-speed fan setting
Product		Ref. No
Dometic CK 2000*, black		9103303094
Dometic CK 2000*, silver		9106505224
/ Accessory		
Activated carbon filter for CK 2000 (Pack of two)		9107300007

Dometic CK 500

3.36

Built-in exhaust cooker hood with 3-speed fan

	Voltage	12 volts DC
	Capacity	max. 100 m ³ /h
	Power input	35 watts
	Weight	3 kg
	Dimensions (W x H x D)	530 x 60 x 204 mm (+16 mm for the exhaust hose adapter)
	Roof cutout (Ø)	110 mm
	Roof dome dimensions (H x Ø)	72 x 190 mm
	Roof thickness	from 25 mm
	Length exhaust hose	1.20 m incl. mounting kit for exhaust hose Ø 60 mm
	Quality Features	LED lighting (3 watts, warm white, energy efficiency class: A, energy consumption in 1000 hours.: 3 kWh)
Product		Ref. No
Dometic CK 500*		9106506287

*The cooker hoods shown are designed for use in leisure accommodation vehicles and not for use in homes.

Dometic CK 400

3.36


Exhaust cooker hood with 2-speed fan

	Voltage	12 volts DC
	Capacity	70/125 m³/h
	Power input	30 watts
	Weight	3 kg
	Dimensions (W x H x D)	400 x 45 x 275 mm
	Roof opening (Ø)	105 mm
	Roof dome dimensions (H x Ø)	64 x 200 mm
	Test marks	e5-approved
	Quality Features	Metal grease filter, 2 lighting levels with LED bulbs (2 x 2 watts / 12 V, GU4, energy efficiency class A+, energy consumption in 1000 hours: 4 kWh)
Product		Ref. No
Dometic CK 400*		9103303093

Dometic CK 150

3.36


Built-in exhaust cooker hood with 1-speed fan

	Voltage	12 volts DC
	Capacity	115 m³/h
	Power input	30 watts
	Weight	1.9 kg
	Dimensions (W x H x D)	400 x 45 x 165 mm
	Cupboard recess (W x D)	381 x 142 mm
	Roof opening (Ø)	105 mm
	Roof dome dimensions (H x Ø)	64 x 200 mm
	Test marks	e5-approved
	Quality Features	1-speed fan, washable metal grease filter, 2-level lighting with halogen bulbs (1 x 20 watts/12 volts, GU5.3, energy efficiency class C, energy consumption in 1000 hours: 20 kWh) robust plastic roof dome
Product		Ref. No
Dometic CK 150*		9103303095

Dometic GY 11

3.36

Roof ventilator with motor

	Voltage	12 volts DC
	Capacity	70/125 m³/h
	Power input	30 watts
	Weight	0.6 kg
	Roof dome dimensions (H x Ø)	64 x 200 mm
	Material	Robust plastic roof dome
	Quality Features	2-speed fan, powerful ventilation even when the engine is turned off (3 to 12 m³/h at wind speed of 1 to 4 m/s)
	Product	Ref. No
Dometic GY 11*		9107300318



COFFEE MAKERS AND MICROWAVE OVENS

Must haves for the mobile kitchen


What would a mobile kitchen be, without such handy helpers like a coffee machine or a microwave oven? The Dometic cooking range includes well-proven gadgets for every demand: coffee makers for one or five cups and two robust microwave ovens with features that can well compare to a modern household microwave oven.

All devices are specially designed for mobile use. They come with the right connection, and with accessories for safe and secure installation in the vehicle.

Dometic PerfectCoffee MC 01

3.13


1-cup-coffee maker

	Capacity	150 ml
	Voltage	12 or 24 V DC
	Average power consumption	12 V: 180 W 24 V: 250 W
	Quality Features	Quick brewing time, automatic switch-off, boil-dry protection, permanent filter, status indicator, uses coffee powder, incl. coffee mug
	Weight	0.8 kg
	Dimensions (W x H x D)	135 x 190 x 110 mm (incl. fixing kit)
	Test marks	Food-safe according to the German Foodstuff and Consumer Goods Act (LMBG)
	Product	Ref. No
	Dometic PerfectCoffee MC 01, 12 V	9600000338
	Dometic PerfectCoffee MC 01, 24 V	9600000339
/ Optional extras		
Extra coffee mug, black		9103555734

Dometic PerfectCoffee MC 052 / MC 054

3.13


Coffee maker for 5 cups

	Capacity	5 cups (625 ml)
	Voltage	12 or 24 V DC
	Average power consumption	12 V: 170 W 24 V: 300 W
	Quality Features	Swing filter can be turned for easier use, integrated transport securing device for glass pot, hotplate with thermostat, fixing kit for wall or desk mounting
	Weight	1.1 kg
	Dimensions (W x H x D)	240 x 270 x 155 mm (incl. fixing kit)
	Test marks	Food-safe according to the German Foodstuff and Consumer Goods Act (LMBG)
	Product	Ref. No
	Dometic PerfectCoffee MC 052, 12 V	9600000340
	Dometic PerfectCoffee MC 054, 24 V	9600000341

Dometic MWO 24

3.47

24 V microwave oven

	Voltage	24 V DC
	Capacity	17 litres
	Power consumption	500 W (microwave) / 960 W (battery)
	Colour	black
	Dimensions (W x H x D)	445 x 279 x 335 mm
	Weight (kg)	9.8 kg
Quality features		<ul style="list-style-type: none">• User-friendly microwave with intuitive design• 3 different cooking levels (175 / 270 / 500 W), defrost function• Memory button for often used settings• Easy to clean, integrated ceramic plate, no moving parts• Robust design for the road and with convenient features• Safety function: warning beeps for 180 sec. when door is opened and after cooking• LED illuminated cavity• Includes two fixing brackets
Test marks		E-approved (Automotive EMC Directive)
Scope of delivery		Microwave oven, universal fixing kit
Product		Ref. No
Dometic MWO 24		9600000535



Plug-n-play
with 24 V power supply connector



User-friendly controls
with large, easy-to-read digits and display symbols


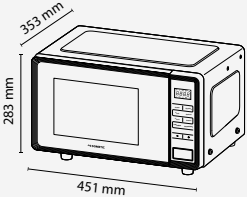


Added convenience
LED interior light lets you see how your food is doing

Dometic MWO 240

3.47

230 V microwave oven


 	Voltage	230 V, 50 Hz
	Capacity	17 litres
	Microwave power	700 W
	Colour	black
	Dimensions (W x H x D)	451 x 283 x 353 mm
	Weight	11.5 kg
	Quality features	<ul style="list-style-type: none">• User-friendly microwave with five cooking levels• Defrosting function• Integrated, easy-to-clean ceramic plate• Approved by leading RV manufacturers• Illuminated to easily check on the microwave's contents• Locking system to prevent unwanted opening• LED display and cooking end signal
Test marks		Intertek GS, NCC approved
Scope of delivery		Microwave oven
Product		Ref. No
Dometic MWO 240, EU plug		9600008377
Dometic MWO 240, UK plug		9600028283



User-friendly
large, easy-to-read digits and display symbols



Integrated ceramic plate
easy to clean, no moving parts



Added convenience
interior light to see the cooking progress of your food

ELECTRONIC ACCESSORIES FOR MOBILE POWER SUPPLY

FROM BATTERY CHARGERS TO GENERATORS

You create the conditions that ensure your customers will never run out of power on board and on site. Dometic's Power & Control range is here to support you with smart electronic accessories. When it comes to providing a 230-volt source, you can rely on the well proven generators in the TravelPower or TEC series. Or use one of our inverters, which generate 230 volts AC from battery power. On the following pages you can also find solutions for a well-working

DC network. Regardless of whether you are looking for a reasonably priced voltage converter to run a 12-volt appliance on 24 volts, or a high-quality device for stabilizing the supply voltage – whatever you need is here. Elegant lighting solutions add the finishing touch to our Power & Control range.



BATTERY CHARGERS & BATTERY CARE

Automatic chargers with IU0U characteristics for fast and gentle charging of gel, AGM and wet batteries. Battery conditioners for a longer service life.

Page 144 – 148



VOLTAGE CONVERTERS & CHARGING CONVERTERS

Compact voltage converters for running 12-volt devices in 24 volt circuits. Charging converters for reliable charging of leisure batteries while driving.

Page 149 – 151



INVERTERS

230-volt AC from 12 or 24-volt battery power. Inverters with pure sine wave voltage. Lightweight and compact or with very high peak output power for consumers with high start-up currents.

Page 152 – 154



CONTROL PANEL

Instant access to all critical information. User-friendly, intuitive control panel for efficient use of mobile energy resources.

Page 155



GENERATORS

230 volts AC on standby – Dometic generators ensure a power supply in places without a mains.

Page 156 – 161



COOL POWER

Power supplies for coolers and refrigerators

Page 162 – 163



LIGHTS

Elegant lighting solutions with energy-saving LED technology. Recessed and surface-mounted spots, low-profile LED modules, smart power supply.

Page 164 – 167

BATTERY CHARGING AND BATTERY CARE

Smart technology makes the most of precious battery power

The Dometic range provides state-of-the-art charging technology for maximum availability of mobile battery power. MCA series automatic chargers are compact, lightweight and easy to install. MCP series chargers with intuitive one-button operation are ideal for modern start-stop batteries. PerfectPower DCC charging converters

give batteries an optimal charge during the drive – even in modern vehicles with an energy-saving smart alternator. Well proven battery care products prevent premature battery ageing and failure – highly recommendable for seasonal vehicles.

Dometic PerfectCharge MCA 1215 / 1225 / 1235 / 1250

3.39

IUOU battery charger

		MCA 1215	MCA 1225	MCA 1235	MCA 1250
MCA 1215	Charge outputs	1 + 1	2 + 1	2 + 1	3
	Input voltage	90 – 260 V			
	Frequency	50 – 60 Hz			
	End-of-charging voltage	14.4 / 14.7 V			
MCA 1225	Float charging voltage	13.8 V			
	Recommended battery capacity	40 – 170 Ah	75 – 300 Ah	100 – 400 Ah	150 – 60 Ah
	U0 phase limited at	8 h			
	Energy efficiency up to	92 %			
MCA 1235	Charging current	15 A	25 A	35 A	50 A
	Operating temperature	– 20 to +50 °C			
	Dimensions (W x H x D)	179 x 63 x 238 mm	179 x 63 x 238 mm	179 x 63 x 274 mm	208.5 x 75 x 283 mm
	Weight	1.6 kg	1.7 kg	1.9 kg	3.1 kg
MCA 1250	Type of protection	IP 21			
	Product			Ref. No.	Ref. No. UK
	PerfectCharge MCA 1215			9600000028	9600000179
	PerfectCharge MCA 1225			9600000029	9600000180
MCA 1235	PerfectCharge MCA 1235			9600000030	9600000181
	PerfectCharge MCA 1250			9600000031	9600000182
	/ Optional extras				
	Temperature sensor MCA-TS1			9600000099	
MCA 1250	Remote control MCA-RC1			9600000100	
	Hella sensor MCA-HS2			9600026589	

Dometic PerfectCharge MCA 1280 / 2415 / 2425 /2440

IUOU battery charger


		MCA 1280	MCA 2415	MCA 2425	MCA 2440
MCA 1280	Charge outputs	3	2	3	3
	Input voltage	90 – 260 V			
	Frequency	50 – 60 Hz			
	End-of-charging voltage	14.4 / 14.7 V	28.8 / 29.4 V		
MCA 2415	Float charging voltage	13.8 V		27,6	
	Recommended battery capacity	200 – 800 Ah	40 – 170 Ah	75 – 300 Ah	100 – 400 Ah
	U0 phase limited at	8 h		8 or 16 h	
	Energy efficiency up to	92 %			
MCA 2425	Charging current	80 A	12.5 A	25 A	40 A
	Operating temperature	– 20 to +50 °C			
	Dimensions (W x H x D)	208.5 x 75 x 303 mm	179 x 63 x 238 mm	208.5 x 75 x 283 mm	208.5 x 75 x 303 mm
	Weight	4 kg	1.6 kg	2.9 kg	3.9 kg
MCA 2440	Type of protection	IP 21			
	Product			Ref. No.	Ref. No. UK
	PerfectCharge MCA 1280			9600000032	9600000183
	PerfectCharge MCA 2415			9600000033	9600000184
	PerfectCharge MCA 2425			9600000034	9600000185
	PerfectCharge MCA 2440			9600000035	9600000186
	/ Optional extras				
	Temperature sensor MCA-TS1			9600000099	
	Remote control MCA-RC1			9600000100	
	Hella sensor MCA-HS2			9600026589	



Dometic PerfectCharge IU 812

3.16

IU0U charger for 12 V wet, gel and AGM batteries

	Charge outputs	1
	Input voltage	230 V (180–253 V)
	Frequency	50–60 Hz
	End-of-charging voltage	14.4 V
	Float charging voltage	13.6 V
	Max. battery capacity	100 Ah
	Charging current	8 A
	Charging characteristics	IU0U with limit time of the IU0 phase
	Operating temperature	0 to +50 °C
	Dimensions (W x H x D)	120 x 70 x 200 mm
	Weight	0.9 kg
	Quality Features	Overload/short-circuit protection, Can be used as mains supply unit
Product		Ref. No.
PerfectCharge IU 812		9600000037

POWER BANK JUMP STARTER


A power bank that will jump start the vehicle as well! This compact appliance integrates a host of useful features – including two USB ports to charge digital devices, a wireless charging pad for the smart phone, a 12 V DC outlet for the cooling box, and two jump starter cables.. The super-bright LED light comes in very handy in emergency situations, e.g. in power outages or when car trouble occurs at night.

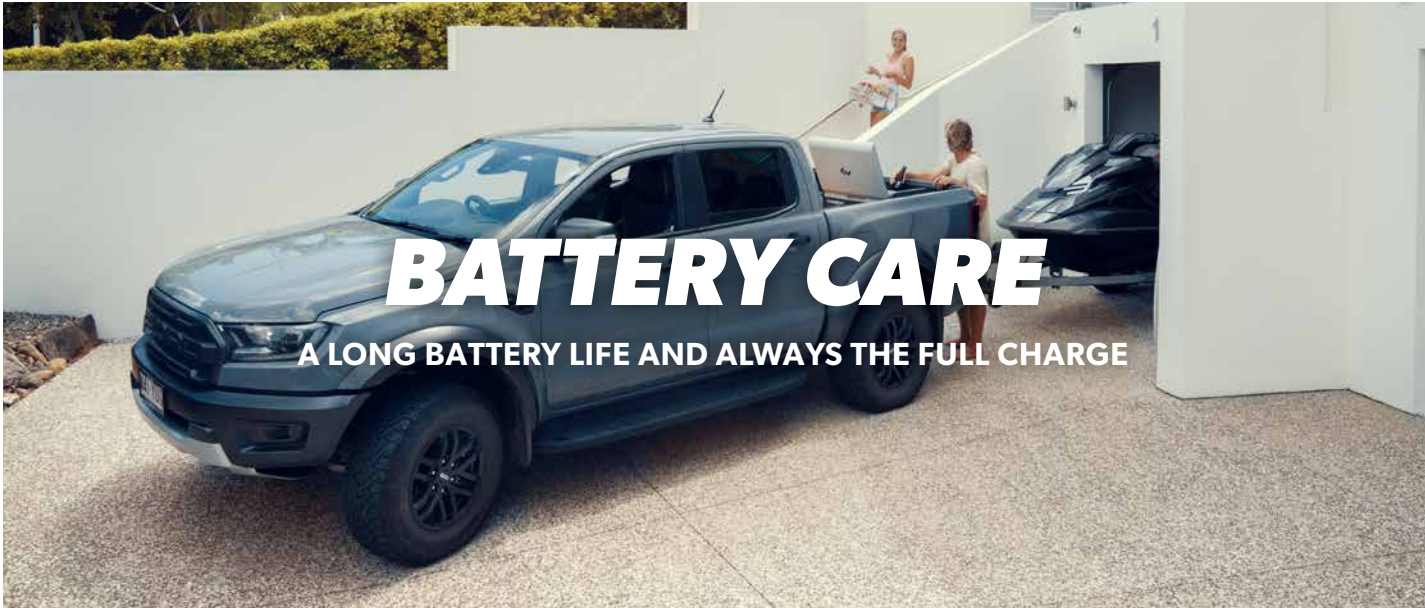
The Dometic PJS1000 has enough power to provide starting aid for gasoline engines up to 6.0 L, or diesels up to 4.0 L. Its integrated lithium battery delivers 1000 amps peak – enough for 30 boost starts on a single charge.

NEW! Dometic PJS1000

3.58

Power bank jump starter, 1000 A peak current


	Battery type	Lithium polymer battery
	Rated voltage	14.8 V DC
	Battery capacity	16000 mAh / 59.2 Wh
	Rated current	2.1 A
	Charging voltage	12 V DC (16 V)
	Rated current	< 8 A
	Output power	10W
	Wireless charging standard	Qi
	LED lighting power	1W
	Start current	< 400 A (2 s)
	Peak current	1000 A
	Ambient temperature for operation	–20 °C to +60 °C
	Dimensions (W x D x H)	192 x 88 x 41.5 mm
	Weight	620 g
	Product	Ref. No.
	Dometic PJS1000	9620002620



Dometic PerfectBattery BR 12

3.16


Battery refresher, 12 volts

	Input voltage	12 V DC
	Cut-in voltage	> 12.6 ± 0.2 V
	Standby current	< 0.2 mA
	Battery terminals	1
	Dimensions (W x H x D)	100 x 67 x 25
	Weight	0.12
	Test marks	e-approved (Automotive EMC Directive)
	Product	Ref. No.
PerfectBattery BR 12		9600000093

Dometic PerfectBattery BC 100

3.16

Battery conditioner, 12 volts

	Input voltage	230 V AC (180 – 253 V)
	Input Frequency	50 – 60 Hz
	Battery terminals	1
	End-of-charging voltage	13.8 V DC
	Float charge voltage	13.0 V
	Charging control	3 LEDs
	Max. Charging current	1.0 A
	Operating temperature	–20 to +50 °C
	Dimensions (W x H x D)	70 x 100 x 60 mm
	Weight	0.45 kg
Quality features		Overload and short-circuit protection
Product		Ref. No.
PerfectBattery BC 100		9600000092

POWER BANK AND FLASHLIGHT ALL IN ONE


The Dometic PLB15 integrates a highly efficient 15Ah lithium iron phosphate battery that can provide up to 192Wh at 12V, making it a reliable source of power for portable electronic devices, such as cool boxes, laptops, cellphones, cameras and much more. Its lightweight, compact, and ergonomic design makes it an ideal power source for mobile use. This versatile power bank is equipped with 3 different

outputs: 12V, USB-C and USB-A, allowing your customers to charge multiple devices at the same time. Additionally, they can charge the PLB15 using different charging options, including wall charging with the USB-C input, car charging, and even solar charging via the DC coaxial input.

NEW! Dometic PLB15

3.16

Power bank with lithium iron phosphate battery and flashlight, 15Ah

	Input voltage	12/24 V DC
	Input voltage min.	12 V DC
	Input voltage max.	32 V DC
	Rated battery capacity	15 Ah
	Operating temperature	min. 0 °C
	Operating temperature	max. 45 °C
	Protection class	IP class IP44
	Dimensions (W x H x D)	222.5 x 85 x 85 mm
	Weight	1.75kg
	Product	Ref. No.
	Dometic PLB15	9620012451



Dual-function Flashlight

Use the flashlight mode for enhanced illumination in the dark or as ambient lighting



LED lights show charge status

The PLB15 features 5 LED indicators to monitor the battery's charge level



Charge all your devices

Charge your devices via 3 different outputs: 12V, USB-C, or USB-A

VOLTAGE CONVERTERS

For running 12-volt devices on 24-volt batteries

Inexpensive, ultra-compact voltage converters in switch-mode design for operation of 12 volt appliances in 24 volt circuits: Our entry-level converters (Dometic PerfectPower DCDC 06 to DCDC 24) are often absolutely fine for running a 12 volt appliance on a 24 volt battery.

For more demanding applications, such as computers, monitors, or measuring instruments you will require a high-quality charging converter (DCC 2412-20 or DCDC 2412-40, see p. 151).

Dometic PerfectPower DCDC 06 / DCDC 12 / DCDC 24

3.16

Voltage converters

		DCDC 06	DCDC 12	DCDC 24
DCDC 06	Input voltage	20 to 30 V DC		
	No-load input current	8 mA	8 mA	8 mA
	Nominal input current	5 A	10 A	18 A
DCDC 12	Output voltage	13.8 V DC –10 %		
	Nominal output current	6 A	12 A	24 A
	Peak output current	10 A	18 A	30 A
DCDC 24	Energy efficiency	up to 90 %	up to 90 %	up to 90 %
	Dimensions (W x H x D)	105 x 47 x 118 mm	105 x 47 x 128 mm	105 x 47 x 158 mm
	Weight	0.45 kg	0.5 kg	0.7 kg
Product		Ref. No.		
PerfectPower DCDC 06		9600000038		
PerfectPower DCDC 12		9600000039		
PerfectPower DCDC 24		9600000040		



From now on your customers will never again end up with an empty battery when arriving at their destination. Our new generation DC buck-boost charging converters (step-down and step up converters) ensure that the leisure battery is optimally charged during the drive at

all times.. Highly recommendable for modern EURO 6 vehicles with smart alternators and also for vehicles where the cable cross section is too small to supply the connected devices.

Dometic PerfectPower DCC

3.16

DC charging converters

		DCC 1212-10	DCC 1212-20	DCC 1212-40	DCC 2412-20
DCC 1212-10 	Input voltage	12 V (8 – 16 V)	12 V (8 – 16 V)	12 V (8 – 16 V)	24 V (16 – 32 V)
	Output voltage	12 V (13.2 – 14.7 V)	12 V (13.2 – 14.7 V)	12 V (13.2 – 14.7 V)	12 V (13.2 – 14.7 V)
	Output voltage shape	3-stage charging characteristic or fixed value			
	Charging current	10 A	20 A	40 A	20 A
	Battery types	Lead-acid batteries (liquid, gel, AGM) Dometic eStore lithium battery			
DCC 1212-20 	Energy efficiency up to	89 %	89 %	89 %	89 %
	Dimensions (W x H x D)	153 x 73 x 180 mm	153 x 73 x 220 mm	153 x 73 x 260 mm	153 x 73 x 220 mm
	Weight	1.25 kg	1.55 kg	1.85 kg	1.55 kg
	Test mark	e-certified (Automotive EMC Directive)			
DCC 1212-40 		DCC 2412-40	DCC 1224-10	DCC 1224-20	DCC 2424-10
	Input voltage	24 V (16 – 32 V)	12 V (8 – 16 V)	12 V (8 – 16 V)	24 V (16 – 32 V)
	Output voltage	12 V (13.2 – 14.7 V)	24 V (26.4 – 29.4 V)	24 V (26.4 – 29.4 V)	24 V (26.4 – 29.4 V)
	Output voltage shape	3-stage charging characteristic or fixed value			
	Charging current	40 A	10 A	20 A	10 A
DCC 2412-20 	Battery types	Lead-acid batteries (liquid, gel, AGM) Dometic eStore lithium battery			
	Energy efficiency up to	89 %	89 %	89 %	89 %
	Dimensions (W x H x D)	153 x 73 x 260 mm	153 x 73 x 220 mm	153 x 73 x 260 mm	153 x 73 x 220 mm
	Weight	1.85 kg	1.55 kg	1.85 kg	1.55 kg
	Test mark	e-certified (Automotive EMC Directive)			
DCC 2412-40 					
DCC 1224-10 					
DCC 1224-20 					
DCC 2424-10 					

Product	Ref. No.
Dometic PerfectPower DCC 1212-10	9600003753
Dometic PerfectPower DCC 1212-20	9600003754
Dometic PerfectPower DCC 1212-40	9600003755
Dometic PerfectPower DCC 2412-20	9600003750
Dometic PerfectPower DCC 2412-40	9600003751
Dometic PerfectPower DCC 1224-10	9600003748
Dometic PerfectPower DCC 1224-20	9600003749
Dometic PerfectPower DCC 2424-10	9600003752
/ Optional extras	
Temperature sensor MCA-TS1	9600000099






The sine wave inverters in the SinePower DSP and DSP-T series generate a pure sine wave voltage, which is perfect even for sensitive 230-volt devices. Due to their large input voltage range, they are also fine for modern EURO 6 vehicles with smart alternators. The premium inverters in the SinePower DSP-T series offer two extra benefits: a mains priority circuit with voltage synchronisation and an energy-saving Smart Standby Mode.

Dometic SinePower DSP

3.16

Sine wave inverter

		DSP 212 / DSP 224	DSP 412 / DSP 424
<div>DSP 212 DSP 224</div> 	Input voltage	12 V DC (10 – 16.5 V) / 24 V DC (20 – 33 V)	
	Output voltage / shape	230 V AC / pure sine wave 	
	Output Frequency	50 Hz	50 Hz
	No-load current input	0.6 A / 0.4 A	0.6 A / 0.4 A
	Continuous output	150 W	350 W
	Peak power	300 W	700 W
	Energy efficiency up to	90 %	90 %
	Dimensions (W x H x D)	127 x 52 x 210 mm	127 x 52 x 210 mm
	Weight	1.1 kg	1.2 kg
	Test mark	e-certified (Automotive EMC Directive)	
<div>DSP 412 DSP 424</div> 	Type of protection	equivalent to IP 21	
	Product	Ref. No.	Ref. No. UK
	Dometic SinePower DSP 212	9600002603	9600003593
	Dometic SinePower DSP 224	9600002540	9600003594
	Dometic SinePower DSP 412	9600002541	9600003595
	Dometic SinePower DSP 424	9600002542	9600003596

Dometic SinePower DSP

3.16

Sine wave inverters

		DSP 612 / DSP 624	DSP 1012 / DSP 1024
DSP 612 DSP 624 	Input voltage	12 V DC (10 – 16.5 V) / 24 V DC (20 – 33 V)	
	Output voltage / shape	230 V AC / pure sine wave 	
DSP 1012 DSP 1024 	Output Frequency	50 Hz	50 Hz
	No-load current input	<0.8 A / <0.5 A	1.0 A / 0.6 A
DSP 1512 DSP 1524 	Standby current consumption	0.3 A / 0.2 A	0.35 A / 0.2 A
	Continuous output	600 W	1000 W
DSP 2012 DSP 2024 	Peak power	1200 W	2000 W
	Energy efficiency up to	90 %	90 %
	Dimensions (W x H x D)	230 x 80 x 220 mm	230 x 80 x 240 mm
	Weight	2.8 kg	3.1 kg
	Test mark	e-certified (Automotive EMC Directive)	
	Type of protection	equivalent to IP 21	
		DSP 1512 / DSP 1524	DSP 2012 / DSP 2024
	Input voltage	12 V DC (10 – 16.5 V) / 24 V DC (20 – 33 V)	
	Output voltage / shape	230 V AC / pure sine wave 	
	Output Frequency	50 Hz	50 Hz
	No-load current input	<1.2 A / <0.6 A	<1.5 A / <0.8 A
	Standby current consumption	0.4 A / 0.25 A	0.5 A / 0.3 A
	Continuous output	1500 W	2000 W
	Peak power	3000 W	4000 W
	Energy efficiency up to	90 %	90 %
	Dimensions (W x H x D)	272 x 97 x 340 mm	272 x 97 x 360 mm
	Weight	4.9 kg	5.2 kg
	Test mark	e-certified (Automotive EMC Directive)	
	Type of protection	equivalent to IP 21	
Product		Ref. No.	Ref. No. UK
Dometic SinePower DSP 612		9600002543	9600003597
Dometic SinePower DSP 624		9600002544	9600003598
Dometic SinePower DSP 1012		9600002545	9600003599
Dometic SinePower DSP 1024		9600002546	9600003600
Dometic SinePower DSP 1512		9600002547	9600003601
Dometic SinePower DSP 1524		9600002548	9600003602
Dometic SinePower DSP 2012		9600002549	9600003603
Dometic SinePower DSP 2024		9600002550	9600003604
/ Optional extras			
DC connection cable (for DSP 612/624/1012/1024)		9600000268	
DC connection cable DSP 1512, 12 V		9102700003	
DC connection cable DSP 2012, 12 V		9600000269	
DC connection cable DSP 1524/2024, 24 V		9600000268	
Mains priority circuit VS-230		9600000324	

Remote control included in the delivery kit

Dometic SinePower DSP-T

3.16

Comfort sine wave inverters

		DSP 1312T / DSP 1324T	DSP 1812T / TW / DSP 1824T	
<div>DSP 1312T DSP 1324T</div> 	Input voltage	12 V DC (10.5 – 16 V) 24 V DC (21 – 32 V)		
	Output voltage / shape	230 V AC / pure sine wave 		
	Output Frequency	50 / 60 Hz	50 / 60 Hz	
	No-load current input	2.5 A / 1.3 A	2.5 A / 1.3 A	
	Standby current consumption	0.2 A / 0.1 A	0.2 A / 0.1 A	
	Continuous output	1300* W	1800 W	
	Peak power	2400 W	3200 W	
	Energy efficiency up to	90 %	90 %	
	Dimensions (W x H x D)	284 x 118 x 405 mm	284 x 118 x 405 mm	
	Weight	4.8 kg	6.1 kg	
<div>DSP 1812T / TW DSP 1824T</div> 	Priority circuit	Integrated mains priority circuit with voltage synchronisation		
	Test mark	e-certified (Automotive EMC Directive)		
	Type of protection	equivalent to IP 21		
		DSP 2312T / DSP 2324T	DSP 3512T / DSP 3524T	
	Input voltage	12 V DC (10.5 – 16 V) 24 V DC (21 – 32 V)		
	Output voltage / shape	230 V AC / pure sine wave 		
	Output Frequency	50 / 60 Hz	50 / 60 Hz	
	No-load current input	2.8 A / 1.4 A	3.6 A / 1.8 A	
	Standby current consumption	0.2 A / 0.15 A	0.2 A / 0.15 A	
	Continuous output	2300* W	3500* W	
<div>DSP 2312T DSP 2324T</div> 	Peak power	4000 W	6000 W	
	Energy efficiency up to	90 %	90 %	
	Dimensions (W x H x D)	284 x 118 x 481 mm	324 x 122 x 490 mm	
	Weight	6.6 kg	10.9 kg	
	Priority circuit	Integrated mains priority circuit with voltage synchronisation		
	Test mark	e-certified (Automotive EMC Directive)		
	Type of protection	equivalent to IP 21		
		Product	Ref. No.	Ref. No. UK
	<div>DSP 3512T DSP 3524T</div> 	Dometic SinePower DSP 1312T	9600002551	
		Dometic SinePower DSP 1324T	9600002552	9600005003
Dometic SinePower DSP 1812T		9600002553	9600005004	
Dometic SinePower DSP 1812TW – Special Connection Version		9600009386		
Dometic SinePower DSP 1824T		9600002554	9600005005	
Dometic SinePower DSP 2312T		9600002555	9600005006	
Dometic SinePower DSP 2324T		9600002556	9600005007	
Dometic SinePower DSP 3512T		9600002557	9600005008	
Dometic SinePower DSP 3524T		9600002558		
/ Optional extras				
<div>Remote control available as an optional accessory</div> 	DC connection cable (for DSP 1312T / DSP 1324T)	9600000268		
	DC connection cable (for DSP 1812T, 12 V)	9102700003		
	DC connection cable (for DSP 2312T, 12 V)	9600000269		
	DC connection cable (for DSP 3512T, 12 V)	on request		
	DC connection cable (for DSP 1824T/2324T/3524T, 24 V)	9600000268		
	Standard remote control DSP-RCT	9600002564		
	Convenience remote control DSP-EM	9600002565		

* 10 minutes continuous power, permanent power: 50 % peak power

EVERYTHING UNDER CONTROL

All important parameters in view and easy to control


An ultra-convenient and versatile remote control for easy operation of Dometic sine wave inverters and battery chargers. In addition to standard functions (ON, OFF and Standby) it also indicates values

such as power and voltage. By connecting an MCA battery charger and a battery sensor, the unit can be upgraded into a powerful energy monitor and control center.

Dometic DSP-EM

3.16

Monitoring and control device for DSP-T inverter and MCA charger

	Input voltage	9 – 35 V DC
	Power consumption in display mode in standby mode	170 mA 40 mA
	Dimensions (W x H x D)	150 x 110 x 23 mm
	Weight	0.15 kg
	Quality features	<ul style="list-style-type: none">• Versatile unit controls and monitors your DSP-T inverter and MCA charger• Combine with battery sensor to view all relevant battery data• Conveniently indicates values such as power and voltage in addition to standard functions• Allows detailed customization of your inverter• Combine with MCA charger to control all energy products with one panel
	Product	Ref. No.
	Dometic DSP-EM	9600002565

DOMETIC GENERATORS

230 VOLTS – ANYTIME, ANYWHERE



Benefits

- Highly compact design
- High continuous output
- Suitable as a power source for Dometic air conditioners
- Remote control included
- TEC models: Auto start function for automatic battery recharging
- Petrol fuelled TEC models: variable speed, economical fuel consumption, low-noise operation



VARIABLE
SPEED

- T model and Diesel fuelled models: constant speed


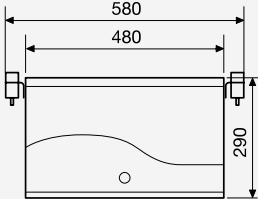
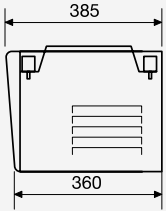



CONSTANT SPEED

Dometic generators ensure a reliable power supply wherever mains power is unavailable. This makes them indispensable for many commercial applications. High performance, modest fuel consumption and excellent product quality are the features you can expect to find in every Dometic generator. The range includes models from 2000 to 6200 watts, fuelled with petrol or Diesel.

Dometic TEC 29

2.6 kW generator for 230 volts AC, fuelled by petrol

		TEC 29
 <p>TEC 29</p>  	Output voltage	230 V AC ±1 % (continuous)/ pure sine wave 
	Total distortion factor	1 %
	Frequency	50 Hz ±1 %
	Max. starting current	33 A
	Continuous output	2,600 W
	Peak power	2,900 W
	Engine output	4.0 (5.5) kW (PS)
	Operating mode/fuel	Normal unleaded ROZ 91 petrol
	Power consumption	max. 1.2 l/h
	Sound level at 7 metres	54–59 dBA
	Guaranteed sound level	86 dBA
	Dimensions (W x H x D)	480 x 290 x 385 mm
	Width with suspension	580 mm
	Housing finish	Stainless steel
	Weight	44 kg
	Auto-start function	yes
	12-volt output for battery charging	yes
Quality features		Automatic low-oil cut-off, electrical starter, short circuit protection, soundproofed operation via external control panel, alarm functions, variable generator speed
Test marks		E13
Product		Ref. No.
Dometic TEC 29		9102900299
/ Optional extras		
Plastic petrol tank with lock cap and fuel reserve float, 15 litres		9102900009
Plastic petrol tank with supports and feed-mouth incorporated, 15 litres		9102900010
20-litre stainless steel tank		9102900011
Hose set		9102900003
Flexible metal hose 25 mm, 2 m		9102900137
Flexible metal hose 25 mm, 5 m		9102900138

Dometic TEC 30EV / TEC 40D

2.5 kW or 3.6 kW generator for 230 volts AC, fuelled by diesel

	TEC 30EV	TEC 40D
		
TEC 30EV		
		
		
TEC 40D		
		
	Output voltage	230 V AC ±1 % (continuous)/ pure sine wave 
	Total distortion factor	1 %
	Frequency	50 Hz ±1 %
	Max. starting current	33 A
	Continuous output	2,500 W
	Peak power	2,900 W
	Engine output	3.3 (4.5) kW (PS)
	Operating mode/fuel	Diesel
	Power consumption	max. 0.7 l/h
	Sound level at 7 metres	60 dBA
	Guaranteed sound level	84 dBA
	Dimensions (W x H x D)	465 x 465 x 466 mm
	Width with suspension	572 mm
	Housing finish	Stainless steel
	Weight	70 kg
	Auto-start function	yes
	12-volt output for battery charging	yes
	Quality features	Automatic low-oil cut-off, electrical starter, short circuit protection, soundproofed operation via external control panel, alarm functions
	Test marks	E13
		E24
	Product	Ref. No.
	Dometic TEC 30EV	9102900033
	Dometic TEC 40D	9102900295
	/ Optional extras	
	Plastic petrol tank with lock cap and fuel reserve float, 15 litres	9102900009
	Plastic petrol tank with supports and feed-mouth incorporated, 15 litres	9102900010
	20-litre stainless steel tank	9102900011
	Hose set	9102900003
	Flexible metal hose 25 mm, 2 m	9102900137
	Flexible metal hose 25 mm, 5 m	9102900138

Dometic T 4000H / T 5500H


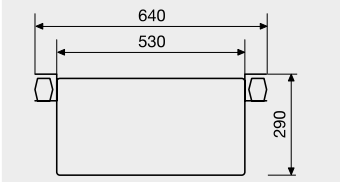
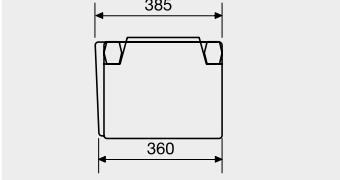

3.39

3.5 kW or 4.5 kW generator for 230 volts AC, fuelled by petrol

	T 4000H	T 5500H	
 T 4000H 	Output voltage	230 V AC ±10 % (continuous)/ pure sine wave 	230 V AC ±10 % (continuous)/ pure sine wave 
	Total distortion factor	5 %	5 %
	Frequency	50 Hz ±8 %	50 Hz ±8 %
	Max. starting current	16 A	32 A
	Continuous output	3,500 W	4,500 W
	Peak power	3,800 W	5,300 W
	Engine output	4.6 kW (3000RPM)	6.4 kW (3000RPM)
	Operating mode/fuel	Normal unleaded ROZ 91 petrol	Normal unleaded ROZ 91 petrol
	Power consumption	max. 2.2 l/h	max. 3.0 l/h
	Sound level at 7 metres	67 dBA	70 dBA
 T 5500H 	Guaranteed sound level	91 dBA	94 dBA
	Dimensions (W x H x D)	660 x 335 x 475 mm	700 x 510 x 520 mm
	Width with suspension	365 mm	538 mm
	Housing finish	Powder coating	Powder coating
	Weight	102 kg	132 kg
	Auto-start function	no	no
	12-volt output for battery charging	Option AG 111	Option AG 111
	Quality features	<ul style="list-style-type: none">Provides 230 V AC in remote locations where mains power is unavailableHigh performance – 3500 W continuous outputConvenient 12 V output for battery chargingRemote control includedStainless steel housing dampens operating sound	<ul style="list-style-type: none">Provides 230 V AC in remote locations where mains power is unavailableHigh performance – 4500 W continuous outputConvenient 12 V output for battery chargingRemote control includedStainless steel housing dampens operating soundLarge 15 l fuel tank for up to 5 h operation
	Test marks	E24	E24
	Product		Ref. No.
Dometic T 4000H		9102900006	
Dometic T 5500H		9102900037	
/ Optional extras			
Plastic petrol tank with lock cap and fuel reserve float, 15 litres		9102900009	
Plastic petrol tank with supports and feed-mouth incorporated, 15 litres		9102900010	
20-litre stainless steel tank		9102900011	
Hose set		9102900003	
Flexible metal hose 25 mm, 2 m		9102900137	
Flexible metal hose 25 mm, 5 m		9102900138	

Dometic T 2500H


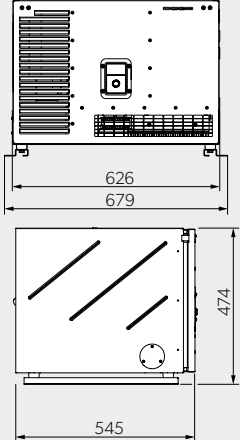
2.0 kW generator for 230 volts AC, fuelled by petrol

  	Output voltage	230 V AC ±10 % (continuous)/pure sine wave 
	Total distortion factor	5 %
	Frequency	50 Hz ±5 %
	Max. starting current	24 A
	Continuous output	2,000 W
	Peak power	2,200 W
	Engine output	4.0 (5.5) kW (PS)
	Operating mode/fuel	Normal unleaded ROZ 91 petrol
	Power consumption	max. 1.2 l/h
	Sound level at 7 metres	60 dBA
	Guaranteed sound level	86 dBA
	Dimensions (W x H x D)	530 x 290 x 385 mm
	Width with suspension	640 mm
	Housing finish	Stainless steel
	Weight	50 kg
	12-volt output for battery charging	yes, with optional charging regulator
Quality features		Automatic low-oil cut-off, electrical starter, short circuit protection, soundproofed operation via external control panel
Test marks		E3
Product		Ref. No.
Dometic T 2500H		9102900005
/ Optional extras		
Plastic petrol tank with lock cap and fuel reserve float, 15 litres		9102900009
Plastic petrol tank with supports and feed-mouth incorporated, 15 litres		9102900010
20-litre stainless steel tank		9102900011
Hose set		9102900003
Flexible metal hose 25 mm, 2 m		9102900137
Flexible metal hose 25 mm, 5 m		9102900138
Battery charging regulator		9102900014
Floor chimney		9102900023
Change-over switch (generator / mains)		9102900013

Dometic TEC 60EV

3.39

6.2 kW generator for 230 volts AC, fuelled by regular unleaded petrol

 	Output voltage	230 V AC ±1 % (continuous)/ pure sine wave ~
	Total distortion factor	< 3 %
	Frequency	50 Hz ±1 %
	Max. starting current	85 W
	Continuous output	6,200 W
	Peak power	6,500 W
	Engine output	6,0 (8,9) kW (PS)
	Operating mode/fuel	Normal unleaded ROZ 91 petrol
	Power consumption	max. 3.7 l/h
	Sound level at 7 metres	66 dBA
	Guaranteed sound level	90 dBA
	Dimensions (W x H x D)	626 x 474 x 544 mm
	Housing finish	Stainless steel
	Weight	112 kg
	Auto-start function	●
	12-volt output for battery charging	●
Quality features		Low-oil cut-off, electrical starter, overload and short-circuit protection, sound insulation, operation via external control panel, alarm functions, variable generator speed
Test marks		E13
Product		Ref. No.
Dometic TEC 60EV		9102900303
/ Optional extras		
Plastic petrol tank with lock cap and fuel reserve float, 15 litres		9102900009
Plastic petrol tank with supports and feed-mouth incorporated, 15 litres		9102900010
20-litre stainless steel tank		9102900011
Hose set		9102900003
Flexible metal hose 25 mm, 2 m		9102900137
Flexible metal hose 25 mm, 5 m		9102900138



ELECTRONIC ACCESSORIES

Accessories for coolers and refrigerators – cooling without compromise


No need to accept any restrictions in the use of a cooling box, even if it's a simple or older make. CoolPower accessories provide plenty of flexibility. They can be used to run a 12-volt device from a 24-volt

battery or from a mains supply. It's also possible to connect a clever device to prevent excessive battery drainage.

Dometic CoolPower M 50U

3.16

Battery monitor for universal 12 V applications

	Output voltage	12 V
	Output current	5 A
	Continuous power at 25°C	65 W
	Weight	0.12 kg
	Product	Ref. No.
	Dometic CoolPower M 50U	9600000446

Dometic CoolPower EPS 817 / EPS 100

3.16



Mains adapter, from 230 V to 12 / 24 V

		EPS 817	EPS 100
<div>EPS 817</div>  <div>EPS 100</div> 	Input voltage	230 V AC / 50 Hz	230 V AC
	Output voltage	13 V DC	25 V DC
	Continuous load	6 A	–
	Battery voltage	12 V DC	12 / 24 V DC
	Dimensions (W x H x D)	115 x 64 x 170 mm	115 x 65 x 185 mm
	Weight	0.6 kg	0.7 kg
	Product	Ref. No.	Ref. No. UK
	Dometic CoolPower EPS 817	9600000439	9600027584
	Dometic CoolPower EPS 100	9600000440	9600027585

Dometic CoolPower MPS 50 / MPS 80

3.16

Mains adapter, connects 24 V appliances to 110–240 V mains

		MPS 50	MPS 80
<div>MPS 50</div>  <div>MPS 80</div> 	Input voltage	110 – 240 V AC	110 – 240 V AC
	Continuous power at 25 °C	150 W	252 W
	Output voltage	27 V DC	27 V DC
	Output current	6 A	9 A
	Battery voltage	12 / 24 V DC	12 / 24 V DC
	Dimensions (W x H x D)	120 x 70 x 200 mm	120 x 70 x 200 mm
	Weight	1 kg	1 kg
	Product	Ref. No.	Ref. No. UK
	Dometic CoolPower MPS 50	9600000441	9600027586
	Dometic CoolPower MPS 80	9600000442	9600027587



LED LIGHTS FROM DOMETIC

ELEGANT AND ENERGY-SAVING

In close cooperation with leading vehicle manufacturers we have created attractive lighting solutions for demanding mobile applications. Most of them are based on state-of-the-art LED technology, which saves up to 90 % energy compared to conventional halogen lamps and gives a much longer battery running time in off-mains operation.

The Dometic lighting range includes recessed spotlights for neat integration in ceilings and walls, surface-mounted spots that can be

turned and swivelled to the optimal angle, and a collection of low-profile LED modules in different shapes and sizes. From working lamps and cabinet lighting to access lights and attractive ambient lighting – our light designers have thought of everything.

This catalogue presents a small selection of our products for retrofitting. Pick what suits your idea of a perfectly illuminated vehicle, and get in touch if you want more inspiration.

Dometic L70TM

3.35

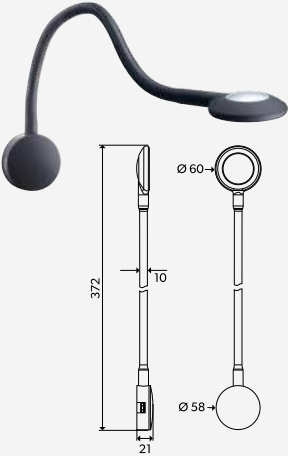

LED swan neck lamp with touch switch

	Voltage	10 – 15 V DC
	Power input	3 W + 0.2 W (night light)
	Energy consumption in 1000 h	3 kWh
	Energy class	
	Luminous flux	160 lm
	Lifetime	25000 h
	Light colour	warm white (3000 K)
	Material	metal
	Dimensions	213 x 45 mm
	Quality features	Includes blue night light. Ideal for bedroom and living areas. Elegant chrome looks, concealed screw fasteners.
Product		Ref. No.
L70TM		9106506321

Dometic L80TM

3.35

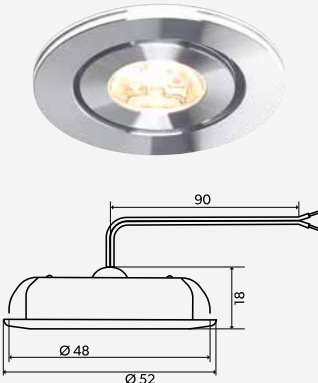

LED swan neck lamp

	Voltage	10 – 15 V DC
	Power input	2 W
	Energy consumption in 1000 h	2 kWh
	Energy class	
	Luminous flux	120 lm
	Lifetime	30000 h
	Light colour	warm white (3000 K)
	Material	plastic/metal
	Dimensions	Length: 372 mm, spot head: Ø 60 mm, base: Ø 58 mm
	Quality features	From high-quality plastic material, pleasant to the touch. Lamp base integrates two USB charging ports (1 A and 2 A). Convenient touch sensor. Requires 18 W or more for simultaneous operation of light, 1 A and 2 A USB ports.
Product		Ref. No.
L80TM		9106506669

Dometic L100RM

3.35


Swivelling LED spot for recessed mounting

	Voltage	12 V DC
	Power input	1.4 W
	Energy consumption in 1000 h	1 kWh
	Energy class	
	Luminous flux	90 lm
	Lifetime	25000 h
	Light colour	warm white (3000 K)
	Material	aluminium/plastic
	Dimensions	Ø 53 mm x 22 mm
	Quality features	Precision turned, with optical lens. Trendy design. Dimmable.
Product		Ref. No.
L100RM		9106506655

Dometic DTO-03

3.35

DTO LED module

	Voltage	10 – 15 V DC
	Power input	3 W
	Energy consumption in 1000 h	3 kWh
	Energy class	
	Luminous flux	140 lm
	Lifetime	50000 h
	Light colour	warm white (3000 K)
	Material	aluminium/metal
	Dimensions	100 x 100 x 5 mm
	Quality features	Extremely low profile. Very consistent light, dimmable. Supplied incl. adhesive pad and screw fasteners
Product		Ref. No.
DTO-03		9106506660

Dometic DTO-06

3.35


DTO LED module

	Voltage	10 – 15 V DC
	Power input	6 W
	Energy consumption in 1000 h	6 kWh
	Energy class	
	Luminous flux	330 lm
	Lifetime	50000 h
	Light colour	warm white (3000 K)
	Material	aluminium/metal
	Dimensions	200 x 100 x 5 mm
	Quality features	Extremely low profile. Very consistent light, dimmable. Supplied incl. adhesive pad and screw fasteners
Product		Ref. No.
DTO-06		9106506661

Dometic RainTec RT 100

4.70


Illuminated drainage

	Material	Aluminium
	Voltage	12 V DC
	Power Input	7 W
	Energy consumption in 1000 h	7 kWh
	Luminous flux	435 lm
	Light Colour	Warm white (3000 K)
	Material	Aluminium
	Dimensions	1500 x 20 x 6 mm
	Quality Features	<ul style="list-style-type: none"> • Rain gutter for Fiat Ducato sliding doors (Campervans and Panelvans) • Prevents rainwater getting in when the door is open • Also features an integrated LED light strip • Illuminates the area in front of the door • Combine RT100 and FFB8 to get a Coming home function!
	Product	Ref. No.
Dometic RainTec RT 100, illuminated drainage, black version		9106505301
Dometic RainTec RT 100, illuminated rain gutter for Fiat Ducato sliding doors, white		9106505302
Optional accessory		
Remote control for LED lights and SMD flexi-strips		9106504080

Dometic Light FFB 8

4.70

Remote control for LED lights and SMD flexi-strips

	Description	Radio remote control with dimmer function for extended control over LED lights and SMD flexi-strip, which gives you the possibility to have the right illumination in or outside of your vehicle.
	Voltage	12 / 24 V DC
	Max. Load Current	8 A
	Material	Plastic
	Dimensions	110 x 56 x 34 mm
	Quality Features	<ul style="list-style-type: none"> • Convenient operation with hand transmitter • Dimmer function for LED lamps and SMD flexi-strips • Terminal sockets for easy installation • Perfect combination for RainTec RT100
	Product	Ref. No.
	Dometic Light FFB 8	9106504080

BÜTTNER | ↗ DOMETIC

INNOVATIVE ELECTRONICS FOR MOBILE POWER SUPPLY

The Dometic Büttner brand stands for innovative, high-quality electronic products specially designed for demanding mobile applications. The products we have selected for our B2B catalogue perfectly complement our existing POWER & CONTROL range. They have been created by passionate professionals who can draw on over three decades of know-how and experience.

High-performance solar systems and lithium batteries for self-sufficient energy supply, chargers and charging boosters for optimal battery charging on the road and on site, sine wave inverters providing 230 V on board, smart accessories and more ... Draw inspiration from our Dometic Büttner range, and treat your customers to a new level of comfort and independence on the go!



SOLAR SYSTEMS

Solar modules and complete solar systems - specially designed for mobile applications. Wide choice of models for every demand and for every size of vehicle.


Page 170 – 175



LITHIUM BATTERIES

Designed for professional use: high-quality lithium ion batteries. Smart solutions for upgrading conventional battery systems.

Page 176 – 181



BATTERY CHARGERS

Reliable battery charging while driving and on a 230 mains supply: battery control boosters, battery charging boosters and complete power supply systems.

Page 182 – 183



INVERTERS

230 volts from the onboard battery: sine wave inverters with or without mains priority systems. Combo devices with integrated battery charger.

Page 184 – 187




INSTALLATION ACCESSORIES

Useful accessories for easy and neat installation of Dometic Büttner products.

Page 188 – 189

SOLAR MODULES & COMPLETE SYSTEMS

When far from a power source, a great way to keep the appliances on board running longer without draining the batteries is with a solar panel. Dometic Büttner offers a wide choice of well-engineered quality products for every demand and for every size of vehicle. From foldable solar modules to installation-friendly complete systems – solar power solutions from Dometic Büttner give your customers a new level of independence and help minimize costly downtimes caused by battery failure.




NEW: Connectivity included as standard

From now on, all our complete solar systems come standard with our latest generation solar charge controllers (Dometic SC330 or SC480, depending on the power rating of the solar system). Our new solar controllers are Bluetooth-ready and compatible with the Dometic N-Bus systems. This gives your customers the unique benefit of being able to access their onboard energy supply system from a smart phone, or a central control unit (Dometic TD283, see p. 175.)

Dometic Büttner BLACK LINE

Complete solar systems

		MT 75 MC SLIM	MT 80 MC	MT 110 MC	MT 140 MC	MT 170 MC
 <p>MT 75 MC Slim</p>	Rated power (Wp)	75	80	110	140	170
	Daily power (Wh/day)	300	320	440	560	680
	Dimensions incl. spoiler L x W x H (mm)	1,470 x 335 x 66	1,170 x 450 x 66	1,335 x 530 x 66	1530 x 530 x 66	1,600 x 660 x 66
		MT 150 - 2 MC SLIM	MT 160 - 2 MC	MT 220 - 2 MC	MT 280 - 2 MC	MT 340 - 2 MC
 <p>MT 160 - 2 MC</p>	Rated power (Wp)	150	160	220	280	340
	Daily power (Wh/day)	600	640	880	1120	1,360
	Dimensions incl. spoiler L x W x H (mm)	2x 1,470 x 335 x 66	2x 1,170 x 450 x 66	2x 1,335 x 530 x 66	2x 1530 x 530 x 66	2x 1,600 x 660 x 66
	/ Scope of delivery	MT BLACK LINE solar module/s, new solar controller SC, roof spoiler kit including accessories, roof duct, service/distributor block, spoiler kit and roof duct adhesive kit, interior/exterior cable kit, vehicle cable kit with EBL, installation material, small parts, installation instructions				
Product						Ref. No.
MT 75MC Kit, Complete solar system, 1 x 75 W (slim), multi-cell						9620013690
MT 150-2MC Kit, Complete solar system, 2 x 75 W (slim), multi-cell						9620013695
MT 80MC Kit, Complete solar system, 1 x 80 W, multi-cell						9620013691
MT 160-2MC Kit, Complete solar system, 2 x 80 W, multi-cell						9620013696
MT 110MC Kit, Complete solar system, 1 x 110 W, multi-cell						9620013692
MT 220-2MC Kit, Complete solar system, 2 x 110 W, multi-cell						9620013697
MT 140MC Kit, Complete solar system, 1 x 140 W, multi-cell						9620013693
MT 280-2MC Kit, Complete solar system, 2 x 140 W, multi-cell						9620013698
MT 170MC Kit, Complete solar system, 1 x 170 W, multi-cell						9620013694
MT 340-2MC Kit, Complete solar system, 2 x 170 W, multi-cell						9620013699
/ Single solar modules						
MT 75MC, Solar module, 75 W (slim), multi-cell						9620000269
MT 80MC, Solar module, 80 W, multi-cell						9620000132
MT 110MC, Solar module, 110 W, multi-cell						9620000223
MT 140MC, Solar module, 140 W, multi-cell						9620015882
MT 170MC, Solar module, 170 W, multi-cell						9620000162

NEW! Dometic SC330 / SC480

Solar charge controller, Bluetooth and N-Bus



- Performs the most modern charging curves, even for LiFePO4 batteries
- More energy from your solar panel with MPPT technology (Maximum Power Point Track)
- Selector for lithium LiFePO4, AGM, gel and wet batteries
- OPTICHARGE algorithm enables charging according to battery needs with its 6-stage charging curves
- 2 separate inputs for different solar panels ex. BLACK LINE + POWER LINE, 2. battery output for starter battery charging

SC330 / 330W / Ref no: 9620013161

SC480 / 480 W / Ref no: 9620013162


Dometic Büttner POWER LINE

Complete solar systems

		MT 90	MT 130	MT 210
 <p>MT 90</p>  <p>MT 260 - 2</p>	Rated power (Wp)	90	130	210
	Daily power (Wh/day)	400	580	920
	Dimensions incl. spoiler L x W x H (mm)	980 x 600 x 66	1,449 x 530 x 66	1,760 x 660 x 66
		MT 180-2	MT 260-2	MT 420-2
	Rated power (Wp)	180	260	420
	Daily power (Wh/day)	790	1,160	1,840
	Dimensions incl. spoiler L x W x H (mm)	2x 980 x 600 x 66	2x 1,449 x 530 x 66	2x 1,760 x 660 x 66
	/ Scope of delivery	Monocrystalline POWER LINE solar module/s, new solar controller SC, roof spoiler kit including accessories, roof duct, service/distribution block, spoiler kit and roof duct adhesive kit, cable set interior/exterior, cable kit for vehicles with EBL, small parts, mounting material/instruction manual		
	Product	Ref. No.		
	MT 90 Kit, Complete solar system, 1 x 90 W	9620013700		
MT 180-2 Kit, Complete solar system, 2 x 90 W		9620013703		
MT 130 Kit, Complete solar system, 1 x 130 W		9620013701		
MT 260-2 Kit, Complete solar system, 2 x 130 W		9620013704		
MT 210 Kit, Complete solar system, 1 x 210 W		9620013702		
MT 420-2 Kit, Complete solar system, 2 x 210 W		9620013705		
/ Single solar modules				
MT 90, Solar module, 90 W		9620000140		
MT 130, Solar module, 130 W		9620000319		
MT 210, Solar module, 210 W		9620000169		



Dometic Büttner CDS LINE

Complete solar systems

		MT 130CDS	MT 210CDS	MT 260-2CDS
 <p>MT 260-2CDS</p>	Rated power (Wp)	130	210	260
	Daily power (Wh/day)	570	920	1,140
	Dimensions incl. spoiler L x W x H (mm)	1,449 x 530 x 66	1,760 x 660 x 66	2x 1,449 x 530 x 66
		MT 420-2CDS		
	Rated power (Wp)	420		
	Daily power (Wh/day)	1,850		
	Dimensions incl. spoiler L x W x H (mm)	2x 1,760 x 660 x 66		
	/ Scope of delivery	Monocrystalline MT CDS solar module/s, new solar controller SC, roof spoiler kit including accessories, roof duct, service/distribution block, adhesive kit for spoiler kit and roof duct, cable set interior/exterior, cable set for vehicles with EBL, small parts, assembly material/instruction manual		
	Product	Ref. No.		
	MT 130CDS Kit, Complete solar system, 1 x 130 W, shade-resistant	9620013706		
MT 260-2CDS Kit, Complete solar system, 2 x 130 W, shade-resistant		9620013708		
MT 210CDS Kit, Complete solar system, 1 x 210 W, shade-resistant		9620013707		
MT 420-2CDS Kit, Complete solar system, 2 x 210 W, shade-resistant		9620013709		
/ Single solar modules				
MT 130CDS, Solar module, 130 W, shade-resistant		9620000243		
MT 210CDS, Solar module, 210 W, shade-resistant		9620000220		


Dometic Büttner FLAT LIGHT

Complete solar systems

 MT 120 FL		MT 120 FL	MT 150 FL	MT 240-2 FL
	Rated power (Wp)	120	150	240
	Daily power (Wh/day)	480	660	960
	Dimensions L x W (mm)	1,120 x 540	1,380 x 540	2x 1,120 x 540
		MT 300-2 FL	MT 170 FLQ	MT 340-2 FLQ
	Rated power (Wp)	300	170	340
	Daily power (Wh/day)	1,320	750	1,500
	Dimensions L x W x H (mm)	2x 1,380 x 540	980 x 980	2x 980 x 980
	/ Scope of delivery	Ultra-flat solar module/s with crystalline cell technology, new solar controller SC, roof duct, module and roof duct adhesive kit, interior/exterior cable kit, cable kit for vehicles with EBL, mounting material, adhesive/assembly instruction manual		
 MT 340-2 FLQ	Product	Ref. No.		
	MT 120FL Kit, Complete solar system, 1 x 120 W, ultra-flat	9620013710		
	MT 240-2FL Kit, Complete solar system, 2 x 120 W, ultra-flat	9620013713		
	MT 150FL Kit, Complete solar system, 1 x 150 W, ultra-flat	9620013711		
	MT 300-2FL Kit, Complete solar system, 2 x 150 W, ultra-flat	9620013714		
	MT 170FLQ Kit, Complete solar system, 1 x 170 W, ultra-flat	9620013712		
	MT 340FLQ Kit, Complete solar system, 2 x 170 W, ultra-flat	9620013715		
	/ Single solar modules			
	MT 120FL, Solar module, 120 W, ultra-flat	9620000138		
	MT 150FL, Solar module, 150 W, ultra-flat	9620000259		
	MT 170FLQ, Solar module, 170 W, ultra-flat	9620000206		

Dometic Büttner TRAVEL LINE

Foldable solar panels

		MT SM 65 TL	MT SM 120 TL
	Rated power (Wp)	65	120
	Daily output (Wh/D)	260	480
	Short circuit current (A)	3.2	6.4
	Open circuit voltage (V)	25.8	24.5
	Weight (kg)	3.2	5.7
	Dimensions open/folded L x W (mm)	1,256 x 432/624 x 432	1,106 x 850/1,106 x 420
	Scope of delivery	Solar module, integrated car plug charge controller, roof feed-through adhesive set for module and roof feed-through, cable set inside/outside, cable set for vehicles with EBL, installation material, adhesive/installation instructions	
	Product	Ref. No.	
	MT SM 65 TL	9620000186	
	MT SM 120 TL	9620000341	



Dometic Büttner MT 12100

Bead filler set

- Simple adhesive fastening with Sikaflex (included with every complete system)
- Optimal adhesion due to sandblasted, pretreated surface
- 2 aluminum plates per set – for larger solar panels you need more

Ref no: 9620000143

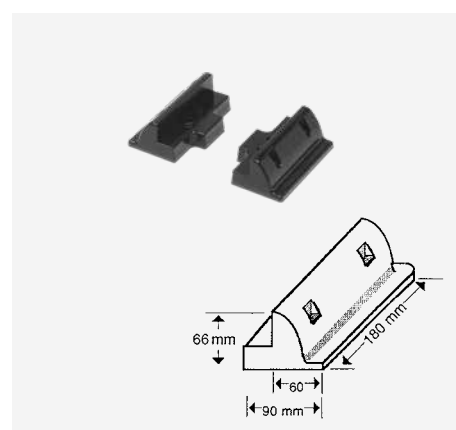


Dometic Büttner KS00225

Adhesive set for solar modules

- Complete set including: cleaner, primer, adhesive, instructions and stainless steel screws
- Safe and easy to use – even for DIYers
- TÜV-tested and approved for use on vehicle roofs

For 2 solar modules /Ref. no. 9620000146



Dometic Büttner MT VP

2 x connector fixing bracket

- Universal bracket – suitable for almost all solar panels with aluminum frame
- Simple adhesive mounting – no unnecessary drill holes in the vehicle roof
- Extremely weather-resistant material (PUR)
- For connecting multiple solar panels or stabilizing larger individual panels
- Optimum ventilation of the solar panel
- TÜV-tested quality, Made in Germany
- Can be subsequently painted in the desired color

Ref no: 9620000308

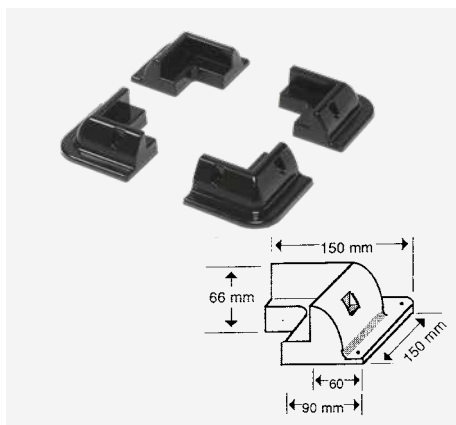


NEW! Dometic TD283

Multifunctional N-BUS display

- For ultimate comfort and convenience
- Manage all N-BUS devices from a single display
- Energy parameter monitoring for all N-BUS devices (e.g. charging state of battery, solar panel, DC-DC charger)
- Monitor the consumption of your comfort devices in real time
- Can be used to activate or deactivate N-BUS devices
- Also works with the new Dometic mobile app (provided there's a Bluetooth device in the N-BUS network)
- Suitable for vans, trucks, motorhomes and boats

Ref no: 9620013272

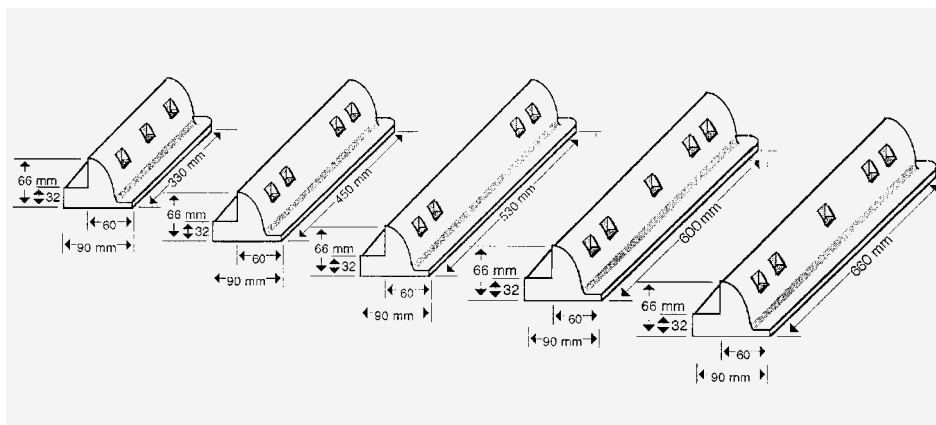


Dometic Büttner MT EP

4 x corner fixing bracket

- Universal bracket – suitable for almost all solar panels with aluminum frame
- Simple adhesive mounting – no unnecessary drill holes in the vehicle roof
- Extremely weather-resistant material (PUR)
- Optimum ventilation of the solar panel
- Lightweight – only 1.2 kg [2.6 lbs] per corner set
- TÜV-tested quality, Made in Germany
- Can be subsequently painted in the desired color

Ref no: 9620000201



Dometic Büttner spoiler profiles

Spoiler profil sets

- Adapt optimally to the aerodynamics of vehicle roofs
- Without drilling, the adhesive set (9620000146) allows these light and weather-resistant PUR brackets to be installed on standard painted surfaces or FRP substrates
- Solar modules are screwed onto the aluminum frame with stainless steel screws
- Optimal ventilation is guaranteed
- Can be painted

2 x 330 mm / Ref no: 9620000286

2 x 450 mm / Ref no: 9620000244

2 x 530 mm / Ref no: 9620000149

2 x 600 mm / Ref no: 9620000216

2 x 660 mm / Ref no: 9620000179



LITHIUM ON-BOARD BATTERIES

Specially developed for the demanding operating conditions of mobile use, Dometic Büttner lithium batteries have everything that drivers and fleet operators expect from a high performance lithium battery today: high cycle stability for long service life, high storage capacity, and sufficient power reserves for connecting a powerful inverter. They also come with a perfectly tuned battery management system for reliable operation. Available in various performance categories, from 85 to 300 Ah.

Dometic Büttner MT LI

LiFePO4 lithium batteries


		MT LI 85	MT LI 105	MT LI 120
 MT LI 105  MT LI 300	Rated voltage	12 V	12 V	12 V
	Rated capacity	85 Ah	105 Ah	120 Ah
	Discharge current (long-term)	100 A	160 A	200 A
	Charging current recommended/ maximum	20 A /50 A	25 A /80 A	30 A /100 A
	Final charging voltage	14.4 V	14.4 V	14.4 V
	Weight	11 kg	12 kg	13 kg
	Dimensions L x W x H (mm)	278 x 175 x 190	353 x 175 x 190	330 x 172 x 212
	Features	<ul style="list-style-type: none">• Suitable for the operation of larger devices such as hairdryers, fully automatic coffee machines, etc.• Maintenance-free long-life battery – designed for the high loads in recreational vehicles• Integrated battery management system (BMS) for reliable operation• Solar system and inverter operation possible without problems, thanks to high discharge currents• Integrated temperature sensors – optimal charging in all climates• Fast and complete charging via charge booster or solar system• Easy connection – battery terminals with M8 thread or round pole (MT LI 85 and MT LI 105)		
		MT LI 180	MT LI 240	MT LI 300
Rated voltage		12 V	12 V	12 V
Rated capacity		180 Ah	240 Ah	300 Ah
Discharge current (long-term)		200 A	250 A	300 A
Charging current recommended/ maximum		50 A /150 A	60/200 A	75/250 A
Final charging voltage		14.4 V	14.4 V	14.4 V
Weight		22 kg	29 kg	36 kg
Dimensions L x W x H (mm)		485 x 172 x 250	520 x 220 x 240	520 x 220 x 270
Features		see above		
Product		Ref. No.		
MT LI 85		9620000159		
MT LI 105		9620000237		
MT LI 120		9620000187		
MT LI 180		9620000150		
MT LI 240		9620000271		
MT LI 300		9620000187		
/Accessory				
Round pole adapter kit (for MT 120 - 300)		9620000338		

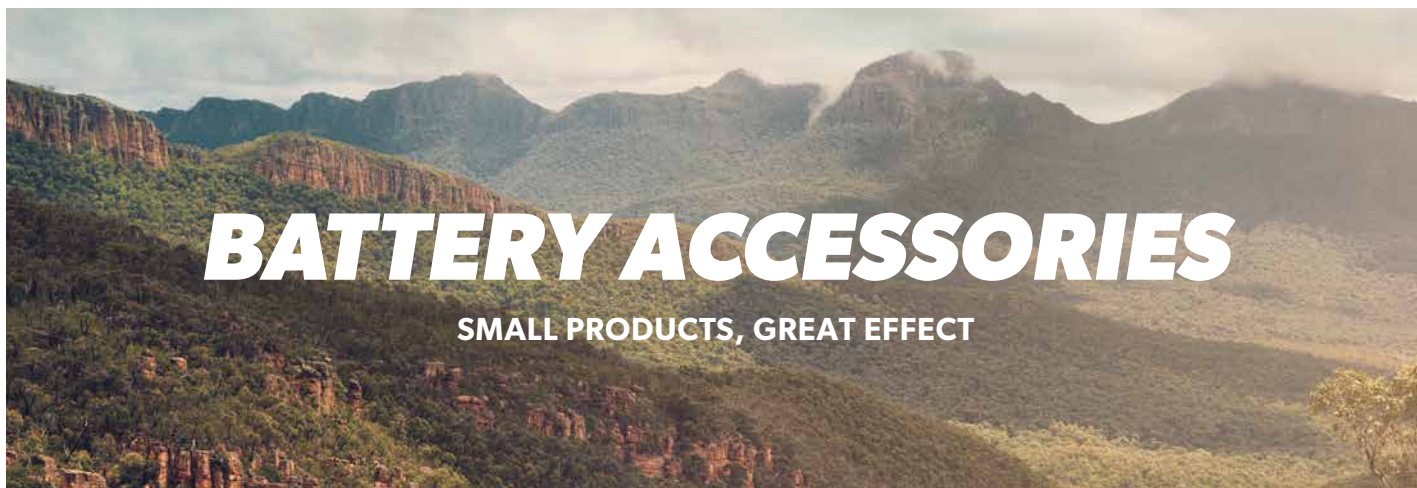
THE BEST OF BOTH BATTERY WORLDS

Lithium power in combination with the existing onboard battery

Dometic Büttner PowerUnit PP

Battery expansion systems

 PowerUnit II	Features	<ul style="list-style-type: none">• Significantly more energy self-sufficiency: Capacities of all batteries add up• Super easy retrofit – all accessories included in the set• Battery control computer ensures long life of all battery types• Affordable alternative to the complete conversion to LiFePO4• A high-performance LiFePO4 battery guarantees trouble-free inverter operation• Existing AGM or gel batteries can continue to be used• AGM or gel batteries are spared and connected if necessary
	/Scope of delivery	Lithium power battery, battery computer control including hall sensor and control box, connecting cables (2x 400 mm; 1x 800 mm; 35 mm2) for parallel connection, fuse kit
	Product	Ref. No.
	PowerUnit I, LiFePO4 Battery MT LI 85; battery control computer installation line set including high load protection	9620000168
	PowerUnit II, LiFePO4 Battery MT LI 105; battery control computer installation line set including high load protection	9620000164
	PowerUnit III, Onboard battery MT LI 120; battery control computer installation line set including high load protection	9620000299
	PowerUnit IV, Onboard battery MT LI 180; battery control computer installation line set including high load protection	9620000330



Dometic Büttner MT iQ BasicPro

Battery computer with Hall sensor

- Display of battery capacity (%/Ah), battery current (A), battery voltage (V)
- Illuminated multimedia display with residual run display (at the touch of a button)
- Easy to install – existing battery cable is routed through the sensor
- Hall Sensor with Control Line – Magnetic Field Current Measurement
- Start screen can be freely selected – display of the most important data
- Mounting as a mounting or surface mounting device possible (surface mounting enclosure is supplied)
- 5 m extension cable available as an accessory
- For 12 V / 24 V batteries up to 200 A

Ref no: 9620000287



Dometic Büttner MT 5000iQ

Battery computer

- Display of battery capacity (%/Ah), battery current (A), battery voltage (V)
- Illuminated LCD display with graphic display of the remaining time (side bar)
- Automatic switching off and on of loads depending on battery capacity
- **100 A measuring shunt** – sufficient for most standard applications
- **200 A measuring shunt** – also for inverter applications up to 2000 W
- **400 A measuring shunt** – also for inverter operation and high-wattage users
- Start screen can be freely selected
- Temperature display (with min/max function)
- Surface mounting enclosure and 5-meter extension cable available as accessories

100-A shunt / Ref no: 9620000129

200-A shunt / Ref no: 9620000218

400-A shunt / Ref no: 9620000303



Dometic Büttner MT 03066

Standby Charger Pro, LiFePO4 compatible

- Standby charger protects the starter battery from deep discharge by standby users
- Excess charging current (e.g. from the solar panel) is fed into the starter battery.
- Suitable for all onboard batteries – also for modern LiFePO4 vehicle batteries
- Ideal for self-sufficient energy supply or when the vehicle is not being used for a long time

Ref no: 9620000345



Dometic Büttner MT 02159

D+ Active Simulator

- Clever D+ signal picking solution – ideal for self-builders
- Thanks to compact dimensions (only 17 x 36 mm) easy to accommodate
- Easy installation in the engine compartment with cable ties
- Automatic activation at engine start via vibrations
- Automatic deactivation when the motor is switched off
- LED display signals the operating state
- Affordable price – small cause, great effect
- 12 V and 24 V supply

Ref no: 9620000336



Dometic Büttner MT 01215

Surface mounting enclosure for Dometic Büttner MT 5000 iQ

- Clean finish with precision-fit housing
- Finished in black – matching the display
- Simple screw mounting

Ref no: 9620000298

OPTIMAL CHARGING


ON THE GO AND ON SITE

Does the onboard power supply of the vehicle leave something to be desired? Then it's time for an upgrade. Dometic Büttner battery control boosters provide an all-round carefree solution for optimal charging of the onboard battery(-ies). Equipped with the latest IUOU charging technology, the battery control boosters can be used for all types of batteries: AGM, gel, liquid acid and LiFePO4. They support

battery charging while driving and on the 230 V mains. And also take over the complete charge monitoring. Ideal as a supplement to the existing charging technology or as a sole charging center. Note: For vehicles with integrated central electronics, you will also need the optionally available high-load relay for retrofitting.

Dometic Büttner MT BCB


Battery control boosters, IUOU

		MT BCB 30/30/20 IUOU	MT BCB 40/40/30 IUOU	MT BCB 60/60/40 IUOU
	Charging current in 230V charging mode	30 A/20 A	40 A/30 A	40 A/30 A
	in 12 V booster mode	30 A/20 A	40 A/40 A	60 A/40 A
	System voltage	12 V	12 V	12 V
	Battery type (liquid/AGM/gel/LiFePO4)	adjustable	adjustable	adjustable
	Dimensions L x W x H (mm)	270 x 300 x 70 mm	270 x 300 x 70 mm	270 x 300 x 70 mm
	Features	<ul style="list-style-type: none"> • Optimum charge of the onboard batteries while driving • Full charge of the onboard batteries on the 230 V mains • Controls and monitors the complete charging electronics • State-of-the-art IUOU charging technology – fast, gentle charging of all types of batteries • Detachable control unit for remote monitoring in the interior • Supplied with temperature sensor and 5 m extension cable for control panel • Optionally available with pre-configured cable set 		
	/Scope of delivery	Supplied with temperature sensor and cable extension (5 m) for control unit.		
	Product	Ref. No.		
	MT BCB 30/30/20 IUOU	9620000128		
	MT BCB 40/40/30 IUOU	9620000154		
	MT BCB 60/60/40 IUOU	9620000133		
	/Accessory			
	High-load relay mounting kit	9620000273		

BATTERY BOOSTER AND CHARGER ALL IN ONE

Dometic Büttner MT BCB2520


Battery control booster, 25/20, IUOU

	Charging current in 230V charging mode	20 A
	in 12 V booster mode	25 A
	System voltage	12 V
	Battery type (liquid/AGM/gel/LiFePO4)	Adjustable
	Dimensions L x W x H (mm)	270 x 223 x 70 mm
	Features	<ul style="list-style-type: none"> • Optimum charge of the onboard batteries while driving • Full charge of the onboard batteries on the 230 V mains • Controls and monitors the complete charging electronics • State-of-the-art IUOU charging technology – fast, gentle charging of all types of batteries • Detachable control unit for remote monitoring in the interior • Supplied with temperature sensor and 5 m extension cable for control panel • Optionally available with pre-configured cable set
	/Scope of delivery	Heavy-duty relay with connection cable set, support point, fuse, temperature sensor, cable extension (5 m) for control unit
Product		Ref. No.
MT BCB2520		9620000236

FOR SMALLER BATTERIES UP TO 70 AH


Dometic Büttner MT BCB1010

Battery control booster, 10/10, IUOU

	Charging current in 12 V booster mode	8 A/10 A
	for 230 V charging mode	10 A
	Battery type (liquid/AGM/gel/LiFePO4)	Adjustable
	Dimensions L x W x H (mm)	270 x 223 x 70 mm
	Features	<ul style="list-style-type: none"> • Optimum charge of the onboard batteries while driving • Full charge of the onboard batteries on the 230 V mains • Controls and monitors the complete charging electronics • State-of-the-art IUOU charging technology – fast, gentle charging of all types of batteries • Detachable control unit for remote monitoring in the interior • Supplied with temperature sensor and 5 m extension cable for control panel • Optionally available with pre-configured cable set
	/Scope of delivery	Supplied with temperature sensor and cable for extension (5 m) for control unit.
Product		Ref. No.
MT BCB1010		9620000144

Dometic Büttner MT LB

Charging boosters

		MT LB 30	MT LB 50	MT LB 60	MT LB 90
	Voltage	12 V	12 V	12 V	12 V
	Charging power	25 A/30 A (IUOU regulated)	45 A/50 A (IUOU regulated)	60 A (IUOU regulated)	90 A (IUOU regulated)
	Dimensions L x W x H (mm)	270 x 223 x 70	270 x 223 x 70	270 x 223 x 70	270 x 223 x 70
	Features	<ul style="list-style-type: none"> • Four performance classes to suit different applications • Optimum charge of the onboard batteries while driving • State-of-the-art IUOU charging technology – fast, gentle charging of all types of batteries • High charging performance even on short distances • Guaranteed full charge for longer journeys - no overload • Detachable control unit – can be used for remote monitoring in the interior • Selector switch for setting the optimal charging curve (gel, AGM, liquid acid, LiFePO4) 			
	Product	Ref. No.			
	MT LB 30	9620000310			
	MT LB 50	9620000254			
	MT LB 60	9620000296			
	MT LB 90	9620000260			



OPTIMUM CHARGE ANYTIME, ANYWHERE

POWERPACK BASIC is the ultimate 2-in-1 solution for optimal onboard battery charging. The battery control booster provides a powerful booster charge (25A) while driving, and also powers with 20 A on the 230 V mains. The whole thing is monitored by a battery computer, which also shows the current power consumption, the current battery capacity and the available remaining run time.

Dometic Büttner PP 00100

POWERPACK BASIC power supply system

	System voltage	12 V
	230 V charging capacity	+20 A
	Booster/driving mode	25 A (as needed)
	Battery type adjustable	Lead-acid (Gel/AGM)/LiFePO4
	Dimensions L x W x H (mm)	270 x 223 x 70
	Features	<ul style="list-style-type: none">• Optimum charge of the onboard batteries while driving• Full charge of the onboard batteries on the 230 V mains• Battery computer controls and monitors the complete charging electronics• State-of-the-art IUOU charging technology – fast, gentle charging of all types of batteries• Detachable control unit for remote monitoring in the interior• Easy to install – main load fuse and cable set included• Can be used as a supplement to existing charging technology or as a sole charging centre
	Battery iQ BasicPro	
	Measurement method	Hall sensor
	This displays	Existing battery capacity in % and Ah; charging or discharging current (A)
	Dimensions W x H x D (mm)	90 x 95 x 22
Product		Ref. No.
Dometic Büttner PP 00100		9620000252




Many drivers love to enjoy the comforts they are used to from home even when on the go. A Nespresso coffee machine, an electric kettle, or a microwave oven are not a problem as long as electricity is available at the parking space. But what do they do when all electrical connections far and wide are in use, or when they stop at a parking place where mains power is definitely out of reach?

Usually, there will be enough battery power on hand – either by recharging in driving mode or with solar power while stationary. However, nothing will run on the existing 12 V, certainly no device that requires 230 V. The solution to this is inverters, which convert 12 V DC battery voltage into the required 230 V AC.


Dometic Büttner MT PLSI

PowerLine inverters

		MT PL 300 SI	MT PL 600 SI
 <p>MT PL 600 SI</p>	Input voltage	12 V	
	Continuous output/peak	300 W/500 W	600 W/1000 W
	Idle current	400 mA	700 mA
	Mains switchover	No	
	Weight (g)	1500	2000
	Dimensions W × H × D (mm)	220 x 165 x 80	240 x 165 x 80
	Features	<ul style="list-style-type: none"> • Pure 230 V AC sine wave voltage – also suitable for sensitive loads • Up to 2000 W output power (depending on the model) • High efficiency – economical handling of precious onboard electricity • Remote control via control panel or control input • High-performance temperature-controlled fan • High operational safety – protection against overload, overheating and battery undervoltage • Supplied with connection cable with integrated fuse battery 	
Product			
MT PL 300 SI			
MT PL 600 SI			



Dometic Büttner MT 600SI-N

Inverter, 600 W, 12 V, mains changeover

	Input voltage	12 V (10.7 V–15V)
	Nominal capacity	230 V AC / 50 Hz, quartz-stabilized
	Continuous output / peak	600 W / 1200 W
	Mains switchover	Yes, max. 10 A
	Standby power consumption	0.2 A
	Weight (kg)	2.65
	Dimensions W × H × D (mm)	335 x 270 x 70
	Features	<ul style="list-style-type: none"> • Pure 230 V AC sine wave voltage – also suitable for sensitive loads • Small, lightweight, compact – and space-saving to accommodate on board • Power Saver - Inverter goes into standby or shuts down when not in use • Mains transfer when connected to an external 230-V supply • Whisperless, temperature-controlled fan • Control unit removable for installation in the interior (practical remote control) • High operational safety – overload and overheating protection
	Product	Ref. No.
	MT 600 SI-N	9620000323
/ Accessory		
High-load fuse kit (supplied with 1.2m battery power cables)		9620000210



Dometic Büttner MT SI / SI-N

Inverters with or without mains changeover

		MT 1200 SI	MT 1200 SI-N	MT 1700 SI	MT 1700 SI-N
	Input voltage	12 V (10.7 V - 15 V)		12 V (10.7 V - 15 V)	
	Output voltage	230 V AC/50Hz, quartz-stabilized		230 V AC/50Hz, quartz-stabilized	
	Continuous output / peak	1200 W / 2000 W		1700 W / 3000 W	
	Standby power consumption	max 0.2 A			
	Mains switchover	No	Yes	No	Yes
	Weight (kg)	6		7.6	
	Dimensions W × H × D (mm)	400 × 300 × 70		460 × 300 × 70	
	Features	<ul style="list-style-type: none">• Pure 230 V AC sine wave voltage – also suitable for sensitive loads• Low height (only 70 mm) – vertical and horizontal mounting possible• Power Saver - Inverter goes into standby or shuts down when not in use• Whisperless, temperature-controlled fan• Control unit removable for installation in the interior (practical remote control)• High operational safety – overload and overheating protection• Optionally available with mains changeover (model variants MT 1200-SI-N / MT 1700 SI-N)			
	Product		Ref. No.		
MT 1200 SI		9620000199			
MT 1200 SI-N		9620000327			
MT 1700 SI		9620000256			
MT 1700 SI-N		9620000344			
/Accessory					
High-load fuse kit (supplied with 1.2m battery power cables) for MT 1200		9620000217			
High-load fuse kit (supplied with 1.2m battery power cables) for MT 1700		9620000166			



Dometic Büttner MT ICC

Inverters with charger

		MT ICC 1600 SI-N/60 A	MT ICC 3000 SI-N/120 A
	Input voltage	12 V (10.5 V – 15 V)	12 V (10.5 V – 15 V)
	Charging current	0 – 60 A	0 – 120 A
	Continuous output/peak	1600 W/2500 W	3000 W/5000 W
	Standby power consumption	0.16 A	0.29 A
	Mains switchover	Series	Series
	Weight	10.5 kg	18.8 kg
	Dimensions L x W x H (mm)	350 x 210 x 113	370 x 430 x 132
	Features	<ul style="list-style-type: none"> Sine wave inverter plus automatic charger Integrated mains changeover – switches automatically to mains power as soon as it is available PowerBoost function briefly recovers reinforcement from the onboard battery Control unit for installation in the interior (remote control) Compact combination of two devices – saves space onboard Silent night mode programmable High operational safety – overload and overheating protection 	
	Product	Ref. No.	
	MT ICC 1600 SI-N/60 A	9620000343	
	MT ICC 3000 SI-N/120 A	9620000175	
	/Accessory		
Dometic Büttner MT ICC InfoControl, Inverter control panel with charger		9620000283	
Universal cable set for MT ICC3000SI-N (ICC1600 supplied with 1.5m battery power cables)		9620000251	
High-load fuse kit for MT ICC 1600 SI-N/60 A		9620000166	
High-load fuse kit for MT ICC 3000 SI-N/120 A		9620000212	

Dometic Büttner MT NU

Mains switchover for sine wave inverters

		MT NU 3600	MT NU 2300
	Input voltage	230 V, 16 A (3600 VA)//IP55	230 V, 10 A (2300 VA)//IP55
	Dimensions (L x W x H)	160 x 145 x 77 mm	113 x 93 x 55 mm
	NO/NC state output	yes 12 V	no
	Programable 230 V output	yes	no
	Features	<ul style="list-style-type: none"> Comfort upgrade – for all sine wave inverters without mains changeover Automatic switching between inverter and mains power supply Priority circuit for 230 V mains power protects the onboard batteries Input mains power (230 V mains) Input to inverter (230 V) Output to interior sockets (230 V) NU 3600: Additional 230-V output – e.g. for charging e-bikes while driving 	
	Product	Ref. No.	
	MT NU 3600	9620000195	
	MT NU 2300	9620000155	

INSTALLATION ACCESSORIES



Dometic Büttner MT 93080

High-load relay mounting kit

- Allows installation of BCB 30/30/20 in vehicles with integrated charging electronics
- Allows the installation of BCB 40/40/30 in vehicles with integrated charging electronics (limit to 30 A required in booster mode)
- All individual parts and connection cables for professional integration

Ref no: 9620000273



Dometic Büttner MT ICC3000

Universal cable set for MT ICC3000SI-N

- Highly flexible battery connection cable
- 1.5 m Cable length
- 95 mm² cross section

Ref no: 9620000251



Dometic Büttner MT 12102

Round-pole adapter kit for batteries with M8 thread

- Perfect fit – screw adapter with M8 internal thread
- Simply unscrew and use round poles for connection
- Complete set with one plus and one minus adapter each

Ref no: 9620000338



Dometic Büttner MT PRO7

Plus-minus power distributor with mass distribution

- 6 fuse circuits, max. 30 A each
- LED lights indicate failures due to overload or short circuit
- High-quality components – suitable for all climates
- Modular system for the assembly of individual distribution systems

Ref no: 9620000339



Dometic Büttner MT 12001

Complete mounting bracket for Fiat Ducato

- Easy installation on the inside of the seat console
- For all devices with housing dimensions of 270 x 223 x 70 mm
- Scope of delivery: 2 x mounting brackets, fixing material, foam rubber, mounting board
- Ideal for chargers MT PL 1225, MT PL 1250 and inverters MT PL 300, MT PL 600
- Suitable for chargers MT 1215, MT 1220, MT 1231
- Suitable for MT LB 30, MT LB 50, MT LB 60, MT LB 90 charging boosters
- Suitable for battery control booster MT BCB 25/20, MT BCB 10/11

Ref no: 9620000194

INSTALLATION ACCESSORIES

Product	Ref. no.
D+ Simulator	9620000331
Fuse holder High-load fuses HDE	9620000284
Fuse holder 6 FS- LED	9620000137
Fuse holder, single for HD fuses	9620000326
Fuse holder 2-fold for HD fuses	9620000142
Fuse holder in cable 20A FS-K, suitable for FS	9620000248
Fuse holder FS-1 flying 3A, suitable for FS	9620000240
Fuse holder FS-3 rail 3-fold, suitable for FS	9620000253
Fuse holder FS-6 rail 6-fold, suitable for FS	9620000241
ME fuse holder in housing, suitable for ME	9620000148
MT PRO-6	9620000203
MT PV-6, plus distributor 12V/24V	9620000205
MT MV-12, negative distributor 12V/24V	9620000281
Flat fuses FS in box 10 pieces (2, 3, 5, 7.5, 10, 15, 20, 25, 30)	9620000191
Fuse holder with 4 connectors	9620000295
Screw fuse ME 30A	9620000152
Screw fuse ME 40A	9620000342
Screw fuse ME 50A	9620000312

Product	Ref. no.
Screw fuse ME 80A	9620000270
Screw fuse ME 60A	9620000202
Screw fuse ME 70A	9620002149
Screw fuse ME 100A	9620000225
Screw fuse ME 125A	9620000311
High-load fuse HD 40A	9620000314
High-load fuse HD 60A	9620000136
High-load fuse HD 80A	9620000315
High-load fuse HD 100A	9620000193
High-load fuse HD 125A	9620000288
High-load fuse HD 150A	9620000306
High-load fuse HD 175A	9620000190
High-load fuse HD 200A	9620000176
High-load fuse HD 225A	9620000293
High-load fuse HD 250A	9620000212
MT RE 70, 12V isolating relay 70A	9620002055
MT RE 140, 12V Duo voltage-dependent relay	9620000189



DRIVING SUPPORT

Reversing video systems for many applications

Driving support for truck, van and RV drivers – we have put together a complete range of smart solutions for safe and relaxed manoeuvring. Watchful cameras and high-resolution monitors with advanced AHD technology give drivers full control of what is happening around their vehicles.

Safety requirements differ depending on the type of vehicle and the way it is used. Dometic PerfectView cameras and monitors can be flexibly combined to suit specific demands.



BLIND SPOT ASSISTANT SYSTEM

Blind Spot Assistant System for trucks with intelligent object detection feature. Only moving objects are indicated. The driver gets a visual and acoustic sign at a critical situation to avoid heavy accidents with cyclists and pedestrians.

Page 194 – 195



CAMERAS

Professional cameras for combination with a Dometic monitor of your choice, or with an existing monitor. Smart special solutions: all-around view system, turn assistant camera, bike rack camera and more.

Page 196 – 205



MONITORS

Monitors with 5", 7" or 9" screens – all with advanced digital LCD technology for high-contrast images day and night. Ready for connection of up to four cameras for complex safety solutions.

Page 206 – 209
























ADAPTERS AND ACCESSORIES

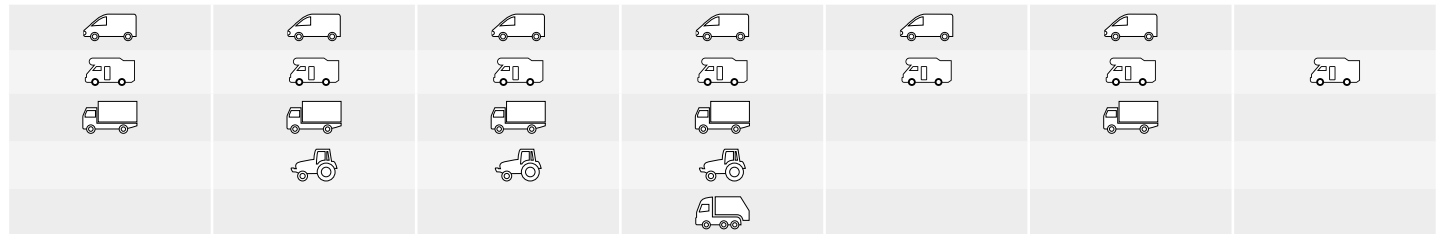

Easy system configuration: A wide choice of adapters, control boxes and other smart accessories helps you create customized safety solutions for all types of vehicles.

Page 210 – 215

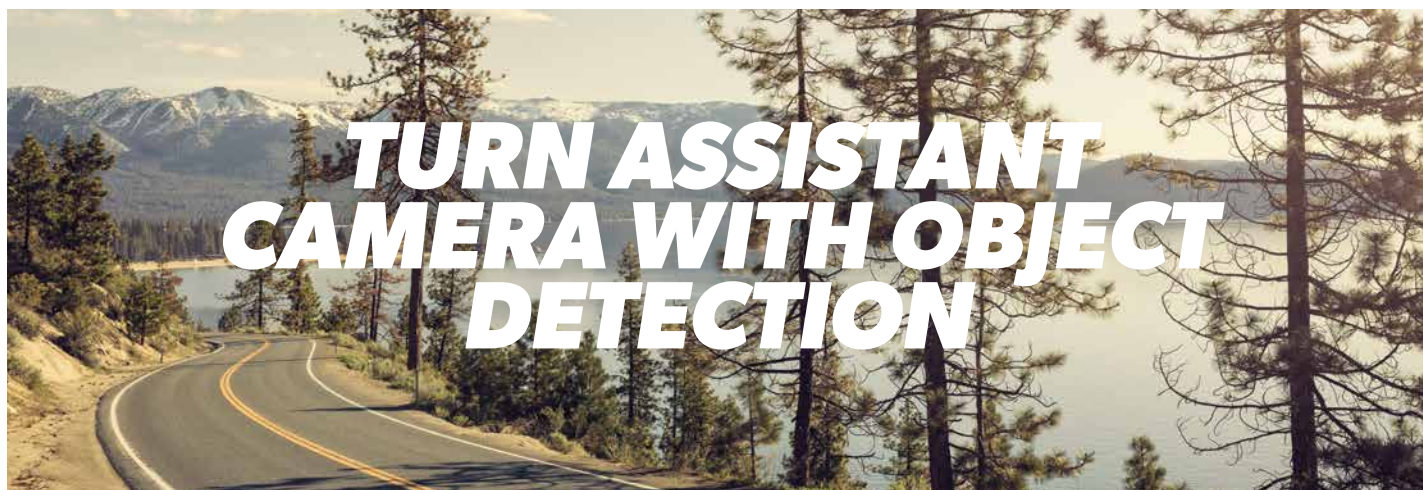
REVERSING VIDEO COMBINATION OPTIONS

	7" MONITOR				
					
/ FIELDS OF APPLICATION					
SVM					
RV					
Truck					
Agriculture					
Construction vehicle					
/MONITOR	M 75LX AHD	M 75L AHD	M 75L AHD / M 75LX AHD	M 75L AHD / M 75LX AHD	M 75L AHD
Ref. No.	9600012898	9600012898	9600012898 / 9600012899	9600012898 / 9600012899	9600012898
Operating voltage	11 to 30 V DC	11 to 30 V DC	11 to 30 V DC	11 to 30 V DC	11 to 30 V DC
Power input	8 W	8 W	8 W	8 W	8 W
Resolution	600,000 px	600,000 px	600,000 px	600,000 px	600,000 px
Video standard	PAL/NTSC auto	PAL/NTSC auto	PAL/NTSC auto	PAL/NTSC auto	PAL/NTSC auto
Operating temperature	-20 to +70 °C	-20 to +70 °C	-20 to +70 °C	-20 to +70 °C	-20 to +70 °C
Vibration resistance	6 g	6 g	6 g	6 g	6 g
Weight	400 g	400 g	400 g	400 g	400 g
Brightness	up to 600 cd/m ²	up to 600 cd/m ²	up to 600 cd/m ²	up to 600 cd/m ²	up to 600 cd/m ²
Dimmer	automatic via LDR	automatic via LDR	automatic via LDR	automatic via LDR	automatic via LDR
Camera inputs	3 + 1	2 + 1	L 2 + 1 LX 3 + 1	L 2 + 1 LX 3 + 1	2 + 1
Mirrored picture function	can be set	can be set	can be set	can be set	can be set
Test mark	ECE R10, ISO 16750	ECE R10, ISO 16750	ECE R10, ISO 16750	ECE R10, ISO 16750	ECE R10, ISO 16750
/ CAMERA	CAM1000	CAM360	CAM80AHD	CAM 55	CAM45
Ref. No.	p. 210	p. 219	p. 217	p. 216	p. 216
Picture sensor	1/3.2" CMOS	1/3" CMOS	1/2.9" CMOS	1/4" CMOS	1/4" CCD
Resolution	1,000,000 px	1,000,000 px	2,000,000 pixels	300,000 pixels	250,000 pixels
Picture angle horizontal / vertical / diagonal	180° / 160° / 90°	180°	125° / 110° / 60°	120° / 100° / 70°	80° / 65° / 120°
Light sensitivity	0.1 Lux (0 with LED)	0.1 Lux	< 0.5 Lux (0 with LED)	< 1 Lux (0 with LED)	< 1 Lux (0 with LED)
Video standard	NTSC	AHD/ NTSC switchable	PAL	PAL	PAL
Electronic brightness adjustment	•	•	•	•	•
IR LED technology for optimal night vision	•	–	•	•	•
Integrated microphone	–	–	•	•	•
Heating	–	–	•	•	•
Motorised camera cover	–	–	•	–	–
Vibration resistance	10 g	10 g	6 g	10 g	10 g
Weight	600 g	70 g	350 g	165 g	200 g
Mirrored picture function	–	–	can be set	can be set	can be set
Operating temperature	-30°C to +80°C	-20 to +75 °C	-30 to +70 °C	-30 to +70 °C	-20 to +70 °C
Type of protection	IP69k	IP69k	IP69k	IP69k	IP69k

REVERSING VIDEO COMBINATION OPTIONS



M 75L AHD	M71L	M 55L AHD / M 55LX AHD	M 55L AHD / M 55LX AHD	M 55L AHD	M 55L AHD	M 55L AHD
9600012898	9600011060	9600012882 / 9600012883	9600012882 / 9600012883	9600012882	9600012882	9600012882
11 to 30 V DC	11 to 30 V DC	11 to 30 V DC	11 to 30 V DC	11 to 30 V DC	11 to 30 V DC	11 to 30 V DC
8 W	8 W	8 W	8 W	8 W	8 W	8 W
600,000 px	384,000 pixels	384,000 pixels	384,000 pixels	384,000 pixels	384,000 pixels	384,000 pixels
PAL/NTSC auto	PAL/NTSC auto	PAL/NTSC auto	PAL/NTSC auto	PAL/NTSC auto	PAL/NTSC auto	PAL/NTSC auto
-20 to +70 °C	-20 to +70 °C	-20 to +70 °C	-20 to +70 °C	-20 to +70 °C	-20 to +70 °C	-20 to +70 °C
6 g	6 g	6 g	6 g	6 g	6 g	6 g
400 g	350 g	350 g	350 g	350 g	350 g	350 g
up to 600 cd/m²	up to 600 cd/m²	up to 600 cd/m²	up to 600 cd/m²	up to 600 cd/m²	up to 600 cd/m²	up to 600 cd/m²
automatic via LDR	automatic via LDR	automatic via LDR	automatic via LDR	automatic via LDR	automatic via LDR	automatic via LDR
2 + 1	2 + 1	L 2 + 1 LX 3 + 1	L 2 + 1 LX 3 + 1	2 + 1	2 + 1	2 + 1
can be set	can be set	can be set	can be set	can be set	can be set	can be set
ECE R10, ISO 16750	ECE R10, ISO 16750	ECE R10, ISO 16750	ECE R10, ISO 16750	ECE R10, ISO 16750	ECE R10, ISO 16750	ECE R10, ISO 16750
CAM44/ CAM44W	CAM29S	CAM80AHD	CAM 55	CAM45	CAM44/ CAM44W	CAM29S
p. 215	p. 213	p. 217	p. 216	p. 216	p. 215	p. 213
1/3" CMOS close range 1/4" CMOS long range	1/4" CMOS	1/2.9" CMOS	1/4" CMOS	1/4" CCD	1/3" CMOS close range 1/4" CMOS long range	1/4" CMOS
290,000 pixels	307,000 pixels	2,000,000 pixels	300,000 pixels	250,000 pixels	290,000 pixels	345,000 pixels
100° / 72° / 140° / 35° / 28° / 50°	115° / 90° / 150°	125° / 110° / 60°	120° / 100° / 70°	80° / 65° / 120°	100° / 72° / 140° / 35° / 28° / 50°	95° / 70° / 150°
< 1 Lux (0 with LED)	< 0,5 Lux (0 with LED)	< 0.5 Lux (0 with LED)	< 1 Lux (0 with LED)	< 1 Lux (0 with LED)	< 1 Lux (0 with LED)	< 1.5 Lux
PAL	NTSC	PAL	PAL	PAL	PAL	NTSC
•	•	•	•	•	•	•
•	•	•	•	•	•	•
•	–	•	•	•	•	–
–	–	•	•	•	–	–
•	–	•	–	–	•	–
6 g	8 g	6 g	10 g	10 g	6 g	10 g
350 g	100 g	350 g	165 g	200 g	350 g	400 g
factory-preset	factory-preset	can be set	can be set	can be set	factory-preset	factory-preset
-30 to +70 °C	-20 to +70 °C	-30 to +70 °C	-30 to +70 °C	-20 to +70 °C	-30 to +70 °C	-30 to +70 °C
IP68	IP 68	IP69k	IP69k	IP69k	IP68	IP69k



Unlike conventional blind spot solutions, this turn assistant camera reliably distinguishes between moving objects like pedestrians, and static objects like a lamp post. It means the driver is warned only in case of a real danger. Integrated infrared LEDs ensure good image quality in day and night.



SAFER DRIVING WITHOUT FALSE ALARMS

CAM1000 is a Blind Spot Assistant System for trucks with intelligent object detection feature. Only moving objects are indicated. The driver gets a visual sign directly on the monitor screen and an acoustic signal at a critical situation to avoid heavy accidents with

cyclists and pedestrians. The system allows a full video picture during normal drive. Easy installation reduced to a minimum by simply connecting the camera to the system monitor – no blackbox or CAN bus and sensor connection is needed.

- 3-in-1 solution: detection of moving objects, video image of the related area, active warning (visual/acoustic)
- System warns only in case of relevant dangers, i.e. pedestrians or cyclists moving in the blind spot area
- Quick and easy installation – all components integrated in a single housing
- Simply connects to the power supply – no extra sensors or control boxes needed
- Universal solution fits most heavy goods vehicles and most commonly used monitors
- Automatic day/night mode with infrared LED to guarantee great image quality



Video image of the related area



Active indication (visual/acoustic)

Dometic PerfectView BVS71000



Turn assistant system with camera and 7" heavy-duty AHD monitor

    	/ CAMERA	Colour camera CAM1000/ BSC01
	Dimensions (W x H x D)	209 x 75 x 58 mm
	Operating voltage	12 to 32 V DC
	Power consumption	< 14 W with LED
	Picture sensor	1/3.2" CMOS
	Resolution	approx. 1 Mio pixels
	Picture angle	180° diagonal, 160° horizontal, 90° vertical
	Light sensitivity	0.1 LUX/ 0 LUX with LED
	Video standard	NTSC
	Operating temperature	-30°C to +80°C
	Colour	grey
	Vibration resistance	10 g
	Weight	600 g
	Brightness adjustment	electronic
	Type of protection	IP69k
	/ MONITOR	7" colour LCD monitor M 75LX AHD
	Dimensions (W x H x D)	190 x 110 x 26 mm (including holder)
	Diagonal screen dimension	7"/178 mm (visible picture), 16:9
	Operating voltage	11 to 30 V DC
	Power input	8 W
	Resolution	600,000 pixels
	Video standard	PAL/NTSC auto
	Operating temperature	-20 to +70 °C
	Vibration resistance	6 g
	Weight	400 g
	Brightness	up to 600 cd/m ²
	Dimmer	automatic via LDR
	Camera inputs	3 + 1 with signal recognition (trailer detection)
	Mirrored picture function	can be set
	Test mark	ECE R10, ISO 16750
	Quality features	Switches on automatically or manually, automatic day/night switching, normal or mirrored picture function, picture settings can be saved for each camera, loudspeaker, LED background illumination, LX version with adjustable distance marks
	Scope of delivery system	Monitor, camera, 5 m system cable, 20 m connection cable from the monitor to the camera, monitor cable set, installation fittings for all components, LX version with additional sun shield
	Product	Ref. No.
	Dometic PerfectView BVS71000	9600026946
	Accessory /	
	Direct Vision Standard Kit for BVS 71000 and CAM1000	4445900623
	L-bracket / enables installation at the cargo box in case of too small drivers cabin (blocked cam view)	9600028415



Dometic CAM1000

3.19

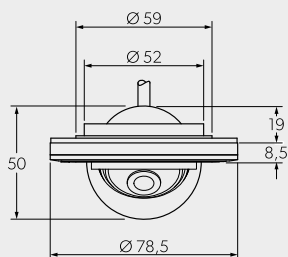
Camera for turn assistant system

  	Dimensions (W x H x D)	209 x 75 x 58 mm	
	Operating voltage	12 to 32 V DC	
	Power consumption	< 14 W with LED	
	Picture sensor	1/3.2" CMOS	
	Resolution	approx. 1 Mio pixels	
	Picture angle	180° diagonal, 160° horizontal, 90° vertical	
	Light sensitivity	0.1 LUX/ 0 LUX with LED	
	Video standard	NTSC	
	Operating temperature	–30°C to +80°C	
	Colour	grey	
	Vibration resistance	10 g	
	Weight	600 g	
	Brightness adjustment	electronic	
	Type of protection	IP69k	
	Test mark E-certificate	ECE R10, RED, ISO 16750	
Quality Features		<ul style="list-style-type: none">• Active detection of moving objects• Video image of the related area• Active indication (visual/ accoustic)• Simple installation of one device only• Indication of relevant objects only (moving) – very few failure indication	
Product		Ref. No.	
Dometic CAM1000		9600026481	
Accessory			
Direct Vision Standard Kit for BVS 71000 and CAM1000		4445900623	
CAM1000 5 m extension cable		9600050829	
L-bracket / enables installation at the cargo box in case of too small drivers cabin (blocked cam view)		9600028415	

Dometic PerfectView CAM11A

3.19

Mini dome camera, black, 125° diagonal

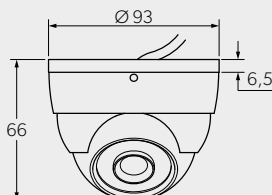


Dimensions (W x H x D)	79 x 50 x 79 mm
Operating voltage	11 to 16 V DC
Power input	approx. 1 W
Picture sensor	CMOS
Resolution	310,000 pixels
Picture angle	125° diagonal, h: approx. 95°, v: approx. 70°
Light sensitivity	< 0.5 Lux
Video standard	PAL
Operating temperature	-20 to +70 °C
Colour	black
Vibration resistance	6 g
Weight	200 g
Brightness adjustment	electronic
Mirrored picture function	can be set
Type of protection	IP 69k
Test mark	ECE R10 / ECE R118
Product	Ref. No.
Dometic PerfectView CAM11A	9600028518

Dometic PerfectView CAM12A

3.19

LED dome camera, black, 125° diagonal



Dimensions (W x H x D)	93 x 66 x 93 mm
Operating voltage	11 to 16 V DC
Power input	max. 3.6 W
Picture sensor	CCD
Resolution	330,000 pixels
Picture angle	125° diagonal, h: approx. 95°, v: approx. 70°
Light sensitivity	< 0.5 Lux
Video standard	PAL
Operating temperature	-20 to +60
Colour	black
Vibration resistance	6 g
Weight	300 g
Brightness adjustment	electronic
Mirrored picture function	can be set
Type of protection	IP 67
Test mark	ECE R10 / ECE R118
Product	Ref. No.
Dometic PerfectView CAM12A	9600028365

Dometic PerfectView CAM18 / CAM18W / CAM18NAV / CAM18WNAV

3.19

Color ball camera, 140° diagonal

<div>CAM18</div>  <div>CAM18W</div>  <div></div>	Dimensions (W x H x D)	84 x 58 x 44 mm (including holder)
	Operating voltage	11 to 16 V DC
	Power input	max. 1 W
	Picture sensor	1/3" CMOS
	Resolution	355,000 pixels
	Picture angle	140° diagonal, h: approx. 90°, v: approx. 70°
	Light sensitivity	< 1 Lux; 0 Lux with LED
	Video standard	PAL
	Operating temperature	−20 to +70 °C
	Colour	black / white
	Vibration resistance	6 g
	Weight	100 g
	Brightness adjustment	electronic
	Mirrored picture function	can be set
	Type of protection	IP 69K
	Test mark	ECE R10
Product		Ref. No.
Dometic PerfectView CAM18		9600000053
Dometic PerfectView CAM18W		9600000201
Dometic PerfectView CAM18NAV		9600000054
Dometic PerfectView CAM18WNAV		9600000104
Dometic PerfectView CAM18 without connection cable		9102000110

SAFETY ASSISTANT ON BOARD

Many panel vans just don't have a suitable mounting surface for a camera on the rear or side. This is where the Dometic provides a smart alternative: a tiny cylinder camera enclosed in a compact housing to be fastened on the top edge of the vehicle's rear or side. The 150°

wide-angle lens can be vertically aligned as required for the best possible view. Its high sensitivity to light and electronic brightness adjustment ensure sharp images that are easily visible.

THREE MODEL VERSIONS – CAM29S FOR THE REAR, CAM29SX FOR THE SIDE

Three model versions are available. The CAM29 and 29S with their factory preset mirrored picture function are ideal as a rear-view camera, because they give drivers the familiar rear mirror view. The CAM29 is designed for integration into an existing brake light console. The CAM29S is enclosed in a compact housing that can be easily fastened on the vehicle rear.

The CAM29SX, by contrast, was specially configured for use as part of a turn assistant system. It provides real-view images to prevent blind spots at the side of a vehicle.

Dometic PerfectView CAM29/ CAM29S/ CAM29SX

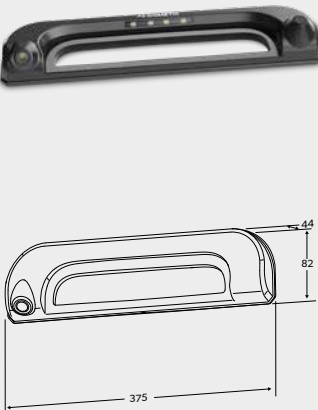
3.19

Color cylinder camera

		CAM29	CAM29S	CAM29SX
<div>CAM29</div>  <div>CAM29S CAM29SX</div> 	Dimensions (W x H x D)	17 x 26 mm (Ø x T)	76 x 29 x 33 mm	76 x 29 x 33 mm
	Operating voltage	11 to 16 V DC		
	Power input	approx. 1 W		
	Picture sensor	1/4" CMOS		
	Resolution	307,000 pixels		
	Picture angle	150° diagonal, h: approx. 115°, v: approx. 90°		
	Light sensitivity	< 1 Lux		
	Video standard	NTSC	PAL	
	Operating temperature	-20 to +70 °C		
	Colour	black		
	Vibration resistance	10 g		
	Weight	60 g	40 g	40 g
	Brightness adjustment	electronic		Real-view picture – ideal for blind spot applications
	Mirrored picture function	factory-preset		
	Type of protection	IP 69K		
	Test mark	ECE R10		
Product				Ref. No.
Dometic PerfectView CAM29				9600000203
Dometic PerfectView CAM29, without connection cable				9600000593
Dometic PerfectView CAM29S				9600000199
Dometic PerfectView CAM29S, without connection cable				9600024660
Dometic PerfectView CAM29SX				9600003570

Dometic PerfectView CAM35 2.0

Brake light console camera with NAV adapter, 150° diagonal

	Dimensions (W x H x D)	375 x 82 x 44 mm with console
	Operating voltage	11 to 16 V DC
	Power input	approx. 1 W
	Picture sensor	1/4" CMOS
	Resolution	345,000 pixels
	Picture angle	Rear view 150° diagonal, h: approx. 120°, v: approx. 90° Far view 110° diagonal, h: approx. 80°, v: approx. 50°
	Light sensitivity	< 1 Lux
	Video standard	PAL/ AHD
	Operating temperature	-40° C to 85° C
	Colour	black
	Vibration resistance	10 g
	Weight	400 g
	Brightness adjustment	electronic
	Mirrored picture function	factory-preset
	Type of protection	IP 69K
	Test mark E-certificate	ECE R10
Product		Ref. No.
Dometic PerfectView CAM35 2.0 REAR		9620012436
Dometic PerfectView CAM35 2.0 REAR NAV without connection cable		9620012437
Dometic PerfectView CAM35 2.0 TWIN		9620012438
Dometic PerfectView CAM35 2.0 TWIN NAV without connection cable		9620012439
Accessories		
Far view camera, upgrade set for CAM 35 2.0		9620012440
CAM35 10 m system cable		9600000137
CAM35 15 m system cable		9600001662
Adapter CAM35 2.0 NAV		9620012441

Dometic PerfectView CAM44 / CAM44W / CAM44NAV / CAM44WNAV

Color twin camera

<div>CAM44/ CAM44NAV</div>  <div>CAM44W / CAM44WNAV</div>  <div>CAM44, black housing</div>  	Dimensions (W x H x D)	114 x 74 x 62 mm
	Operating voltage	12 to 16 volts DC
	Power input	1.2 W
	Picture sensor	1/3" CMOS (close range vision), 1/4" CMOS (long range vision)
	Resolution	290,000 pixels
	Picture angle	close range vision: 140° diagonal, h: approx.100°, v: approx. 72° long range vision: 50° diagonal, h: approx. 35°, v: approx. 28°
	Light sensitivity	< 1 Lux; 0 with LED
	Video standard	PAL
	Operating temperature	–30 to 70 °C
	Colour	silver, white or black housing
	Vibration resistance	6 g
	Weight	360 g
	Brightness adjustment	electronic
	Mirrored picture function	factory-preset
	Type of protection	IP 68
	Test mark	E-certificate, ISO 16750
Product		Ref. No.
Dometic PerfectView CAM44, silver		9600000043
Dometic PerfectView CAM44W, white		9600000140
Dometic PerfectView CAM44NAV, silver		9600000044
Dometic PerfectView CAM44WNAV, white		9600000141
Dometic PerfectView CAM44, black, without connection cable		9600011601

Dometic PerfectView CAM45 / CAM45NAV / CAM45W / CAM45WNAV

3.19


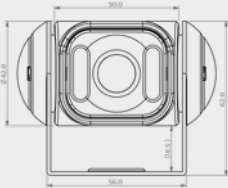
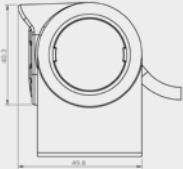
Small color camera

<p>CAM45/ CAM45NAV</p>  <p>CAM45W/ CAM45WNAV</p>  	Dimensions (W x H x D)	78 x 60 x 50 mm
	Operating voltage	11 to 16 V DC
	Power input	1.5 W with heater
	Picture sensor	7/4" CCD
	Resolution	250,000 pixels
	Picture angle	120° diagonal, h: approx. 80°, v: approx. 65°
	Light sensitivity	< 1 Lux; 0 Lux with LED
	Video standard	PAL
	Operating temperature	-20 to +50 °C
	Colour	white or silver
	Vibration resistance	10 g
	Weight	200 g
	Brightness adjustment	electronic
	Mirrored picture function	can be set
	Type of protection	IP 69K
	Test mark	ECE R10, ISO 16750
Product		Ref. No.
Dometic PerfectView CAM45		9600000523
Dometic PerfectView CAM45NAV		9600000525
Dometic PerfectView CAM45W		9600000524
Dometic PerfectView CAM45WNAV		9600000526
Dometic PerfectView CAM45 without connection cable		9600008841

Dometic PerfectView CAM 55 / CAM 55NAV

3.19

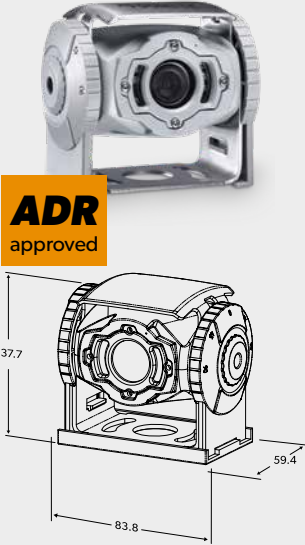
Heavy-duty color camera, 120° diagonal

  	Dimensions (W x H x D)	80 x 50 x 62 mm (including holder)
	Operating voltage	10 – 32 V DC
	Power input	max. 4.1 W with heater
	Picture sensor	1/4" CMOS
	Resolution	300,000 pixels
	Picture angle	120° diagonal, h: approx. 100°, v: approx. 70°
	Light sensitivity	< 1 Lux; 0 Lux with LED
	Video standard	PAL
	Operating temperature	-30 to +70 °C
	Colour	silver
	Vibration resistance	10 g
	Weight	165 g
	Brightness adjustment	electronic
	Mirrored picture function	can be set
	Type of protection	IP 69K
	Test mark E-certificate	ECE R10, ISO 16750
Product		Ref. No.
Dometic PerfectView CAM 55		9600000555
Dometic PerfectView CAM 55NAV		9600000558

Dometic PerfectView CAM60ADR

3.19


Heavy-duty camera, ADR approved, 120° diagonal

	Dimensions (W x H x D)	80 x 75 x 62 mm (including holder)
	Operating voltage	11 to 16 V DC
	Power input	approx. 4.8 W with heater
	Picture sensor	1/3" CCD
	Resolution	290,000 pixels
	Picture angle	120° diagonal, h: approx. 108° ,v: approx. 92°
	Light sensitivity	< 0.1 Lux; 0 Lux with LED
	Video standard	PAL
	Operating temperature	–30 to +65
	Colour	silver
	Vibration resistance	10 g
	Weight	300 g
	Brightness adjustment	electronic
	Mirrored picture function	can be set
	Type of protection	IP 69K
	Test mark	ECE R10, ADR; shock proof 50g
	Scope of delivery	Note: System cable not included in the scope of delivery. Please order an ADR or standard extension cable according to your requirements.
Product		Ref. No.
Dometic PerfectView CAM60ADR		9600000057

Dometic PerfectView CAM80AHD

3.19

Small color shutter AHD camera, 120° diagonal

	Dimensions (W x H x D)	106 x 68 x 54 mm (including holder)
	Operating voltage	11 to 16 V DC
	Power input	1.8 W with heater
	Picture sensor	1/2.9" CMOS
	Resolution	2,000,000 pixels
	Picture angle	125° diagonal, h: approx. 110° , v: approx. 60°
	Light sensitivity	< 0.5 Lux; 0 Lux with LED + motorized IR cut filter
	Video standard	PAL
	Operating temperature	–30 to +70 °C
	Colour	silver
	Vibration resistance	6 g
	Weight	350 g
	Brightness adjustment	electronic
	Mirrored picture function	can be set
	Type of protection	IP 69K
	Test mark E-certificate	E-certificate, ISO 16750
Product		Ref. No.
Dometic PerfectView CAM80AHD		9600012923
Note: To use the CAM 80 AHD, you need an AHD-capable monitor.		

Dometic PerfectView CAM80CM / CAM80NAV / CAM80NTSC

3.19

Small color shutter camera, 145° diagonal


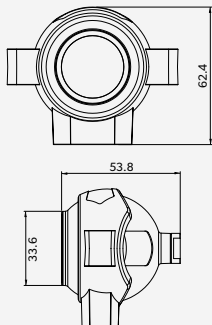
Dimensions (W x H x D)	106 x 68 x 54 mm (including holder)
Operating voltage	11 to 16 V DC
Power input	1.8 W with heater
Picture sensor	1/3" CCD
Resolution	270,000 pixels
Picture angle	145° diagonal, h: approx. 100°, v: approx. 72°
Light sensitivity	< 0.5 Lux; 0 Lux with LED
Video standard	PAL / NTSC
Operating temperature	-20 to +65 °C
Colour	silver
Vibration resistance	6 g
Weight	350 g
Brightness adjustment	electronic
Mirrored picture function	can be set
Type of protection	IP 68
Test mark E-certificate	ECE R10, ISO 16750

Product	Ref. No.
Dometic PerfectView CAM80CM	9600000049
Dometic PerfectView CAM80CM, without connection cable	9600001346
Dometic PerfectView CAM80NAV	9600000050
Dometic PerfectView CAM80NTSC	9600000198

Dometic PerfectView CAM301 / CAM301X

3.19


Ball camera

 		CAM301	CAM301X
	Dimensions (W x H x D)	67 x 60 x 35 mm (including holder)	67 x 60 x 35 mm (including holder)
	Operating voltage	11 to 16 V DC	11 to 16 V DC
	Power input	approx. 1.8 W	approx. 1.8 W
	Picture sensor	1/3" CMOS sensor	1/3" CMOS sensor
	Resolution	350,000 pixels	350,000 pixels
	Picture angle	140° diagonal, h: approx. 110°, v: approx. 85°	140° diagonal, h: approx. 110°, v: approx. 85°
	Light sensitivity	< 1 Lux; 0 Lux with LED	< 1 Lux; 0 Lux with LED
	Video standard	PAL	PAL
	Operating temperature	-20 to +70 °C	-20 to +70 °C
	Colour	black	black
	Vibration resistance	6 g	6 g
	Weight	140 g	140 g
	Brightness adjustment	electronic	electronic
	Mirrored picture function	can be set	can be set
	Type of protection	IP 69K	IP 69K
	Test mark	ECE R10	ECE R10
Product		Ref. No.	
Dometic PerfectView CAM301, with 20 m connection cable		9600005898	
Dometic PerfectView CAM301, without connection cable		9600026445	
Dometic PerfectView CAM301X, with 5 m connection cable		9600004969	

Dometic PerfectView CAM360AHD

3.19

All-around view system with four cameras

 <div style="background-color: orange; color: black; padding: 2px; font-weight: bold;">AHD 1080P</div>		
	Dimensions (W x H x D)	50 x 33 x 27 mm
	Picture sensor	1/3" CMOS
	Resolution	1 Mio pixels
	Picture angle	180°
	Light sensitivity	0.1 Lux
	Video standard PAL	AHD/ NTSC switchable
	Operating temperature	-20 to +75 °C
	Colour	silver
	Vibration resistance	10 g
	Weight	70 g
	Brightness adjustment	electronic
	Type of protection	IP69k
	Test mark	E-certificate
	Quality features	Around view monitoring system with four cameras to create a 360° observation area around a vehicle. The system is equipped with a RCA connector (A/V) to fit to devices with an A/V Input.
Product		Ref. No.
Dometic PerfectView CAM360AHD		9600026540
Accessory /		
Calibration set, 4 mats		9600000513
Calibration set, 2 mats		9600028360

MONITORS

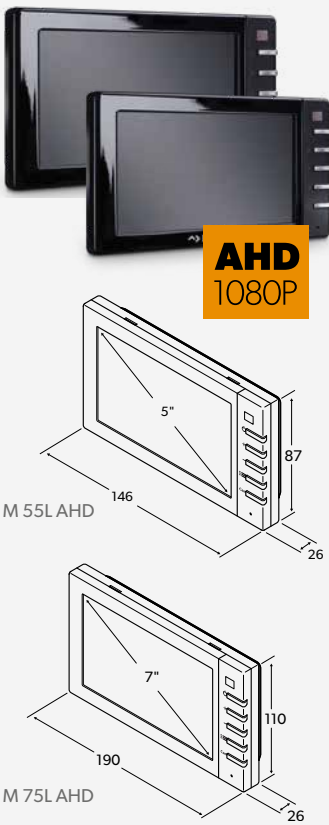
Super-flat monitors with brilliant image quality

Flat, compact and easy to adjust: a PerfectView monitor is the ideal teammate for a reversing camera. You can easily connect more cameras – up to four, depending on the model. The range includes monitors with 5", 7" or 9" screens, all with advanced digital LCD technology to give high-contrast images day and night. Some models are designed and certified for professional use.

Dometic PerfectView M 55L AHD / M 75L AHD

3.19

Digital 5" or 7" LCD monitor with AHD technology


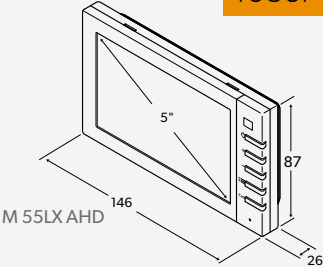
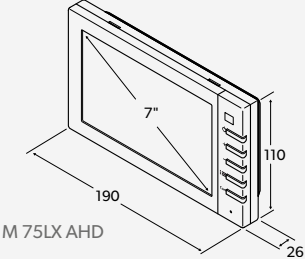
		M 55L AHD	M 75L AHD
	Dimensions (W x H x D)	146 x 87 x 26 mm	190 x 110 x 26 mm
	Diagonal screen dimension	5"/127 mm	7"/178 mm
	Operating voltage	11 to 30 V DC	11 to 30 V DC
	Power input	8 W	8 W
	Resolution	384,000 pixels, supporting AHD feature	600,000 pixels
	Video standard	PAL/NTSC auto	PAL/NTSC auto
	Operating temperature	-20 to +70 °C	-20 to +70 °C
	Vibration resistance	6 g	6 g
	Weight	350 g	400 g
	Brightness	350 cd/m ²	up to 600 cd/m ²
	Dimmer	automatic via LDR	automatic via LDR
	Camera inputs	2 + 1 with signal recognition	2 + 1 with signal recognition
	Mirrored picture function	can be set	can be set
	Test mark	ECE R10, ISO 16750	ECE R10, ISO 16750
	Quality features	Switches on automatically or manually, automatic day/night switching, normal or mirrored picture function, picture settings can be saved for each camera, loudspeaker, LED background illumination	
Product		Ref. No.	
Dometic PerfectView M 55L AHD		9600012882	
Dometic PerfectView M 75L AHD		9600012898	



Dometic PerfectView M 55LX AHD / M 75LX AHD

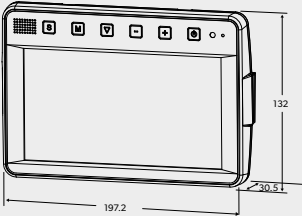
3.19

Heavy-duty 5" or 7" LCD monitor with AHD technology

		M 55LX AHD	M 75LX AHD
   <div>AHD 1080P</div>	Dimensions (W x H x D)	146 x 87 x 26 mm	190 x 110 x 26 mm
	Diagonal screen dimension	5"/127 mm	7"/178 mm
	Operating voltage	11 to 30 V DC	11 to 30 V DC
	Power input	8 W	8 W
	Resolution	384,000 pixels, supporting AHD feature	614,000 pixels
	Video standard	PAL/NTSC auto	PAL/NTSC auto
	Operating temperature	-20 to +70 °C	-20 to +70 °C
	Vibration resistance	6 g	6 g
	Weight	350 g	400 g
	Brightness cd/m²	400 cd/m²	400 cd/m²
	Dimmer	automatic via LDR	automatic via LDR
	Camera inputs	3 + 1 with signal recognition	3 + 1 with signal recognition
	Mirrored picture function	can be set	can be set
	Test mark	ECE R10, ISO 16750	ECE R10, ISO 16750
	Quality features	Incl. adjustable distance marks and detachable sun shield, switches on automatically or manually, automatic day/night switching, normal or mirrored picture function, picture settings can be saved for each camera, loudspeaker, LED background illumination	
Product		Ref. No.	
Dometic PerfectView M 55LX AHD		9600012883	
Dometic PerfectView M 75LX AHD		9600012899	

Dometic PerfectView M70iP

High-quality 7" heavy-duty LCD monitor, IP 69K


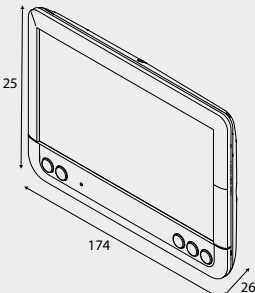
 	Dimensions (W x H x D)	197.2 x 132 x 30.5 mm
	Diagonal screen dimension	7"/178 mm
	Operating voltage	12 to 32 V DC
	Power input	6 W
	Resolution	384,000 pixels
	Video standard	PAL
	Operating temperature	-20 to +70 °C
	Vibration resistance	6 g
	Weight	680 g
	Brightness	400 cd/m²
	Dimmer	automatic
	Camera inputs	3
	Adjustable distance marks	●
	Mirrored picture function	can be set
	Test mark	ECE R10, IP 69K
Quality features		Switches on automatically or manually, automatic day/night switching, normal or mirrored picture function, picture settings can be saved for each camera, loudspeaker, LED background illumination
Product		Ref. No.
Dometic PerfectView M70IP		9600000065



Domestic PerfectView M71L

3.19


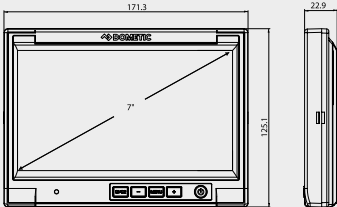
Digital 7" LCD monitor

 	Dimensions (W x H x D)	175 x 126 x 26 mm
	Diagonal screen dimension	7" / 178 mm (visible picture), 16:9
	Operating voltage	11 to 16 V DC
	Power input	8 W
	Resolution	384,000 pixels
	Video standard	PAL/NTSC auto
	Operating temperature	-20 to +70 °C
	Vibration resistance	5 g
	Weight	400 g
	Brightness	400 cd/m ²
	Camera inputs	3
	Mirrored picture function	can be set
	Test mark	ECE R10
	Quality features	<ul style="list-style-type: none"> Digital LCD technology with LED backlighting achieves top image quality – day and night! Automatic dimming function enhances comfort and convenience Four camera inputs, of which three cameras can be activated by external signals Image settings can be saved separately for each camera input Optional mirror function gives you a familiar rear mirror view
Product		Ref. No.
Domestic PerfectView M71L		9600011060

Domestic PerfectView M9LQAHD

3.19

Large 9" heavy-duty monitor with AHD technology, integrated Quad-splitter and touchscreen

 	Dimensions (W x H x D)	234 x 158 x 40 mm
	Diagonal screen dimension	9" / 227 mm
	Operating voltage	12/24 V
	Power input	8 W
	Resolution	614,000 pixels
	Video standard	PAL/NTSC Auto
	Operating temperature	-20 to +70 °C
	Vibration resistance	5 g
	Weight	800 g
	Brightness	650 cd/m ²
	Dimmer	automatic
	Camera inputs	4
	Camera switching	integrated quad module
	Function control	Sensor buttons + touch screen
	Adjustable distance marks	sensor buttons / touch screen
	Screen settings	Duo, triple, aso.: zoom on / out
	Test mark	ECE R10, IP 40
	Quality features	Quad splitter for simultaneous display of 4 camera images, operation via sensor keys (monitor) or touchscreen (quad splitter), mirrored picture function can be set for each camera
Product		Ref. No.
Domestic PerfectView M9LQAHD		9600000060



Do you want to extend a reversing video system to include a rear-view camera for the trailer? Or fit a tractor-trailer with a camera-monitor system? On the following pages you will find everything you need

for installation: system and extension cables, plug connections and heavy-duty cable sets. Perfectly coordinated, plug-in components make installation easy and flexible.

Scope of order: tractor-trailer
Dometic PerfectView reversing video system

■ Monitor
■ System camera
■ System and extension cable
■ Heavy-duty spiral cable set with system cable

Scope of order: truck with trailer
Dometic PerfectView reversing video system

■ Monitor
■ System camera with system cable
■ System and extension cable
■ Heavy-duty spiral cable set
■ Additional camera with system cable

Scope of order: trailer with low coupling
Dometic PerfectView reversing video system

■ Monitor
■ System camera with system cable
■ System and extension cable
■ Socket with system plug
■ System and extension cable CAB 39
■ Additional camera with system cable


Dometic PerfectView AMP50

Control box to connect cameras to devices with RCA video input

	Quality features	<ul style="list-style-type: none">• Enhance your multimedia display with rear view functionality• Perfect for retrofitting a rear view camera• Automatic operation with reverse gear trigger input and video trigger output
	Product	Ref. No.
	AMP50	9600050754


Domestic PerfectView Switch 200VTO

Control box with 2 camera inputs for OEM monitors

	Quality features	Upgrades your multimedia display, easy to retrofit a rear view camera, automatic detects when a trailer camera has been installed, multiple connection options – two camera inputs, video and audio output (Cinch and RCA), automatic operation with reverse gear trigger input and video trigger output, external switch for manual switch-over between the cameras, adjustable switch time between video signal and trigger output
	Product	Ref. No.
	SWITCH 200VTO	9600000110

Domestic PerfectView SWITCH 300

Control box to connect up to three cameras to a single monitor

	Quality features	<ul style="list-style-type: none"> Up to three cameras on one monitor output for easy system upgrading Manual or automatic activation – the reversing camera via reverse gear, the side-mounted cameras via the indicator Suitable for 12 V and 24 V vehicle electrics
	Product	Ref. No.
	SWITCH 300	9600000067


Domestic PerfectView VS400N

Video splitter to connect up to four cameras to a single monitor

	Quality features	<ul style="list-style-type: none"> Up to four camera images on a single monitor Automatic operation for ultimate ease of use Ideal for professional applications (e.g. construction vehicles)
	Product	Ref. No.
	VS400N	9600013958

Domestic PerfectView VT 150DIG

Radio-based video signal transmitter for reversing camera systems







	Quality features	<ul style="list-style-type: none"> Wireless video and audio signal transmission over distances up to 120 m (line of sight) No need to lay cables across the vehicle Extremely stable signal transmission – superior to conventional radio links Waterproof – can be fitted on the outside of the vehicle Fast response – reception delay under 200 ms Excellent image quality – frame rate up to 30 /s Simultaneous operation of up to six radio links
	Product	Ref. No.
	VS400N	9600013956



Modern trucks mostly come with a factory-fitted a monitor. That means you can easily retrofit a rear-view camera for safer reversing, or a blind spot camera on the side. Our RVS configurator makes it easy for you to order the matching cameras, cables and adapters for the vehicle you have. Here you can download the PDF file:



Adapters for connecting a Dometic PerfectView camera to the original multi-media display

MAN TG3 With video preparation OP2DO / OP2D1 / OP2D2 / OP2D3		MAN TOPLINE 2 FACELIFT MEDIA TRUCK ADVANCED With video preparation 351MA / 351MC / 351ME / 351MF		MAN TOPLINE 2 MMT With video preparation 351LZ	
	RVMAN3 Ref. No. 9600029590		RVMAN16R Ref. No. 9600000606		RV351LZN Ref. No. 9600000238
	RVMAN4 Ref. No. 9600029514		RVMAN16W Ref. No. 9600000607		RV351Z2N Ref. No. 9600000240







MAN TOPLINE 2 MMT Without video preparation 351LZ <div>  <div> RVMAN1 Ref. No. 9600000230 </div> </div>	MERCEDES BENZ ACTROS 5 With video preparation J9P <div>  <div> RVMB2 Actros 5 Ref. No. 9600026635 </div> </div> <div>  <div> RVMB1 Actros 5 Ref. No. 9600026634 </div> </div>	MERCEDES BENZ ACTROS 4 / ANTOS / AROCS J2D / J1C MULTIMEDIASYSTEM Without video preparation J9J <div>  <div> RVMB1 Actros 4 w/o J9J Ref. No. 9600000234 </div> </div>
MERCEDES BENZ ACTROS 4 / ANTOS / AROCS J2D / J1C MULTIMEDIASYSTEM With video preparation J9P <div>  <div> RVMB2 Actros 4 Ref. No. 9600000231 </div> </div>	IVECO S-WAY Infotainment & navigation extra EU <div>  <div> RVIV3 + RVIV2 Ref. No. 9600051328 + 9600049541 </div> </div> <div>  <div> RVIV1 + RVIV2 Ref. No. 9600032022 + 9600049541 </div> </div>	IVECO IVECONNECT Multimediasystem <div>  <div> RVMAN1 Ref. No. 9600000230 </div> </div>
VOLVO TRAILER CAMERA ONLY With video preparation sid high with BUPMON <div>  <div> RVVO2 Ref. No. 9600000239 </div> </div>	DAF TNR <div>  <div> RVDAF3 Ref. No. 9620009520 </div> </div>	DAF MULTIMEDIASYSTEM <div>  <div> RVMB2 Ref. No. 9600000231 </div> </div>
VOLVO FH5 (FH4 B) GENERATION with analog video preparation mca-a <div>  <div> RVVO4 Ref. No. 9600051330 </div> </div> <div>  <div> RVVO3 Ref. No. 9600051329 </div> </div>	SCANIA INFOTAINMENT PREMIUM With video preparation AUS4 <div>  <div> RVMAN16R Ref. No. 9600000606 </div> </div> <div>  <div> RVMAN16W Ref. No. 9600000607 </div> </div> <div>  <div> RVSC17I Ref. No. 9600003782 </div> </div>	SCANIA PREMIUM RADIO <div>  <div> RVMAN1 Ref. No. 9600000230 </div> </div> <div>  <div> RVSC2 Ref. No. 9600000232 </div> </div>

Brackets and adapters



MONITOR MOUNTING BRACKET FOR VEHICLE CEILING		CAMERA/DISPLAY CABLE FOR NON-DOMETIC MONITORS AND NAVIGATION SYSTEMS	
			
<ul style="list-style-type: none">• Fastened to the ceiling with two screws for a safe and secure hold• Perfect ergonomics – aluminum arm tilts and swivels for the best viewing angle• High-quality aluminum construction is lightweight, sturdy and durable		<ul style="list-style-type: none">• For connecting Dometic PerfectView rear-view cameras to non-Dometic multimedia displays and navigation systems with RCA input• Universal adaptor with nearly no restrictions• Compatible with Dometic PerfectView camera models except Shutter cameras	
Product	Ref. No.	Product	Ref. No.
Dometic PerfectView MH 570	9102200176	ADAPT5	9102200047





Heavy duty cables

SPK 170	SPK180-V	SPK370	CAB 25	CAB 39	CAB 38
					
Heavy-duty spiral cable set for trailers incl. sockets, also suitable for CAM60 and CAM44					Car specific spiral cable fits to the OE video cable of VOLVO rear CAM and enables connection of a trailer camera
Heavy-duty spiral cable set for trailers with three camera inputs					System and extension cable for trailers
System and extension cable for trailers					Quick connector for trailer
Product					Ref. No.
SPK 170 / Prepared system connections (available as single)					9600000235
SPK 170 / Socket with system plug					9600000237
SPK 170 / Socket with system socket					9600000236
SPK180-V/ Car specific spiral cable					9600005573
SPK370 / Spiral cable					9600051335
CAB 25 / For the connection of up to three trailer cameras					9600027073
CAB 39 / Trailer cable 5 m for trailers with low coupling and ABS socket					9600000226
CAB 38 / Trailer cable 2 x 30 cm, light-duty version, including ready-to-use surface-mounted sockets					9600000223

Dometic cable sets

PV-CCBL - TRAILER CABLE SET	PV-CCBL – TRACTOR CABLE SET
	
<ul style="list-style-type: none"> 6-pin screw connector, water-proof Light-duty design 	<ul style="list-style-type: none"> 6-pin screw connector, water-proof Light-duty design
Product	Ref. No.
Set including SPK 170 and system cable 20 m	9600000568
Product	Ref. No.
Set including SPK 170 and system cable 10 m	9600000567

Dometic system and extension cables

HD SYSTEM AND EXTENSION CABLE, ADR COMPLIANT	SYSTEM AND EXTENSION CABLES, LIGHT-DUTY DESIGN
	
<ul style="list-style-type: none"> 6-pin screw connector, water-proof Extra-robust/reinforced design ADR-compliant 	<ul style="list-style-type: none"> 6-pin screw connector, water-proof Light-duty design
Product	Ref. No.
Extension cable 5 m	9600000335
Extension cable 10 m	9600000336
Extension cable 20 m	9600000337
Product	Ref. No.
Extension cable 5 m	9600000206
Extension cable 10 m	9600000207
Extension cable 20 m	9600000208




SAFETY AND COMFORT ACCESSORIES

Designed for quick and easy retrofitting

Our popular “retrofit classics” ensure that no drivers have to go without such amenities like a parking aid or seat heating. Wherever these useful accessories are not integrated as standard, our comfort and safety range provides a matching product to fill the gap. The collection includes clever solutions for every type of vehicle – trucks, vans as well as passenger cars.

Our solutions for enhanced safety and comfort behind the wheel are appreciated by fleet operators and drivers alike. Well engineered and favorably priced, they have been specifically designed for retrofitting, so they can be installed with ease.



PARKING AIDS

Driving support for cars, light trucks and vans. Well proven parking aid systems for front, rear or both. With extra-small sensors for neat installation.

Page 218 – 225



GAS DETECTOR

Smart device that helps protect from gas attacks: A gas detector.

Page 225




SEAT HEATING

Luxury-class seating comfort. Neatly integrated, like an original fitting. Available for the driver and passenger seat.

Page 226 – 227




The matching parking aid for every customer and for every vehicle!



The classical solution

Popular retrofits

A total of six MagicWatch rear systems cover almost all imaginable applications and requirements. Suitable for cars, vans and light trucks. From budget to premium. With Digital Signal Memory or the option to shift the stop line.

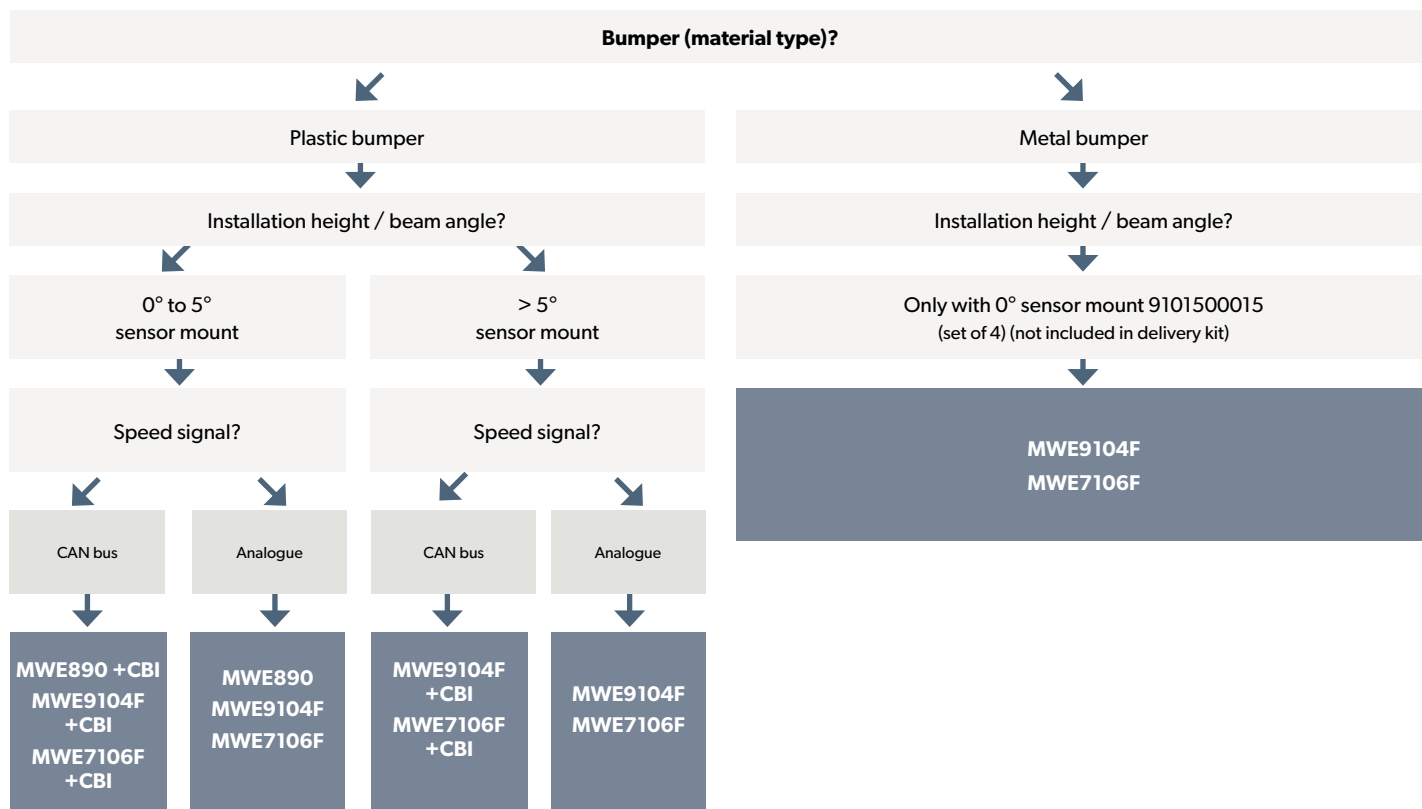


The front solution

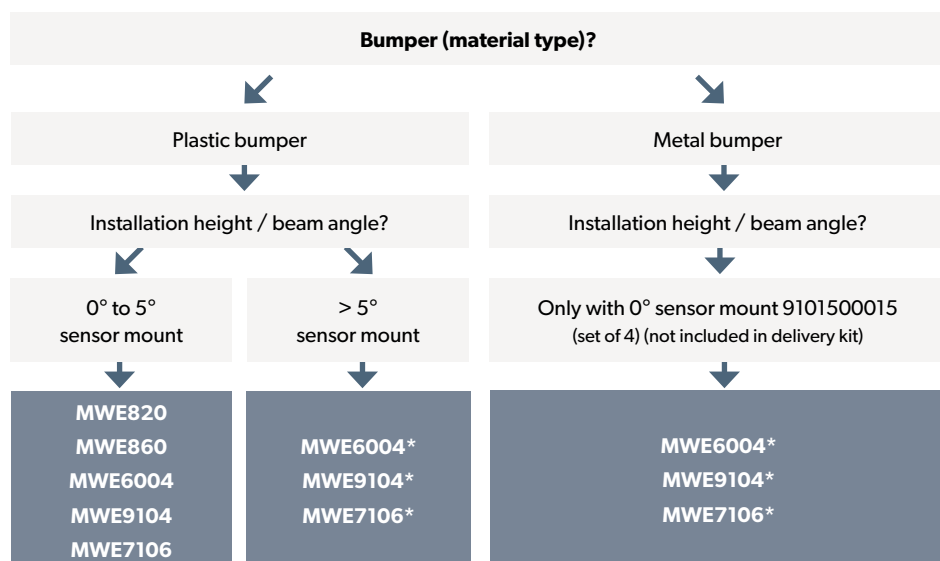
To complete existing systems

Three MagicWatch front systems are what we offer to all who want to protect themselves in the forward direction. Ideal to complete an already existing rear system.

FRONT SYSTEM



REAR SYSTEM



Our tip!

In rare cases, it may be that vehicles with no usable reverse signal can have the signal picked up from the reversing lights. This may be the case with vehicles with LED taillights. In these vehicles the signal has to be tapped elsewhere (e.g. at the fuse box), or provided by means of a CAN-bus adapter (CBI).

* 20° sensor mount for 9-series: 9101500023 – set of 1 – not included in delivery kit

It is also possible to use MWE 7106 + MWE 7106F for analogue and MWE 7106 + MWE7106F + CBI for CAN Bus connection


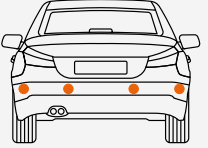




Note: Have the sensors painted in advance by the painter (colour code)

To find out the vehicles for which a CAN bus connection is possible, refer to the respective list on our website: [Dometic.com/p/cbi-200](https://www.dometic.com/p/cbi-200)

Dometic MagicWatch MWE 9104 / MWE 9104F

3.07


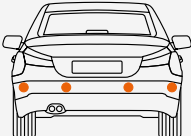

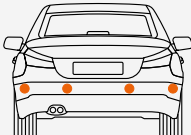


Parking aid for cars and vans, 4 built-in sensors for vehicles up to 2.20 m wide

		MWE 9104 REAR PARKING AID FOR CARS, FOUR SENSORS	MWE 9104F FRONT PARKING AID FOR CARS, EIGHT SENSORS
<div> MWE 9104     </div> <div> MWE 9104F   </div>	Operating voltage	12 and 24 V DC	12 and 24 V DC
	Monitoring range		
	Stop zone	approx. 10 – 35 cm	approx. 10 – 35 cm
	Measuring range	approx. 10 – 180 cm	approx. 10 – 120 cm
	Warning function	<ul style="list-style-type: none"> Acoustic Visual (optional) via LED display with distance indication 	<ul style="list-style-type: none"> Acoustic Visual (optional) via LED display with distance indication
	Activation via	Reverse gear	Speed signal, optional switch
	Sensors	4 built-in sensors	4 built-in sensors
	Visible sensor area	18 mm	18 mm
	Cut-out for sensor	18 mm	18 mm
	Quality Features	<ul style="list-style-type: none"> Parking aid comes on automatically when reverse gear is engaged Four hard-wired ultrasonic sensors for utmost reliability and precision Tiny built-in sensors, can be painted in the matching color Additional visual distance indication for enhanced comfort and safety Radio mutes down when the parking aid is activated Ready for connection to 12 V or 24 V grids Can be used with 4, 3 or 2 sensors, depending on the vehicle width Front parking aid can be disabled in a traffic jam The stop-zone distance can be set further away from the vehicle if necessary for precision and ease of use Easily deactivate sensors during van operation (e.g. caravans and horseboxes) 	<ul style="list-style-type: none"> Parking aid is enabled automatically via the speed signal Four hard-wired ultrasonic sensors for utmost reliability and precision Tiny built-in sensors, can be painted in the matching color Additional visual distance indication for enhanced comfort and safety Radio mutes down when the parking aid is activated Ready for connection to 12 V or 24 V grids Can be used with 4, 3 or 2 sensors, depending on the vehicle width
Product		Ref. No.	
Dometic MagicWatch MWE 9104		9620008772	
Dometic MagicWatch MWE 9104F		9620008773	
/ Optional extras			
LED display		9600000367	
5 m extension cable for display		9101500053	
ON / OFF switch (for MWE 9104F only)		9600000433	
1.5 m extension cable for sensors		9600000434	
Rubber sensor holder		9101500071	
Metal substructure sensor holder		9101500078	
Gasket with silicon ring, for metal bumper		9101500015	

Dometic MagicWatch MWE 820 / MWE 860 / MWE 890

3.07


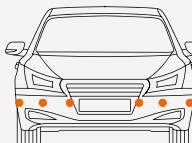
Parking aid for cars, 4 built-in sensors for vehicles up to 2.20 m wide

		MWE 820 REAR PARKING AID FOR CARS, FOUR SENSORS, NO DISPLAY	MWE 860 REAR PARKING AID FOR CARS, FOUR SENSORS AND LED DISPLAY	MWE 890 FRONT PARKING AID FOR CARS, FOUR SENSORS, OPTIONAL DISPLAY
<p>MWE 820</p>  	Operating voltage	12 and 24 V DC	12 and 24 V DC	12 and 24 V DC
	Monitoring range	approx. 10 – 40 cm	approx. 10 – 40 cm	approx. 10 – 35 cm
	Stop zone	approx. 10 – 160 cm	approx. 10 – 160 cm	approx. 10 – 75 cm
	Measuring range			
	Warning function	<ul style="list-style-type: none"> Acoustic 	<ul style="list-style-type: none"> Acoustic Visual via LED display 	<ul style="list-style-type: none"> Acoustic Visual (optional)
	Activation via	Reverse gear	Reverse gear	Speed signal, optional switch
<p>MWE 860</p>  	Sensors	4 built-in sensors	4 built-in sensors	4 built-in sensors
	Visible sensor area	25 mm	25 mm	25 mm
	Cut-out for sensor	22 mm	22 mm	22 mm
	Quality Features	<ul style="list-style-type: none"> The system is automatically activated when the vehicle is in reverse gear Entry-level-price model and value for money Can even be used on vehicles with tow-bars The built-in sensors are paintable for a perfect and almost invisible finish The four ultrasonic sensors measure distance Suitable for vehicles with a power supply of 12 volts and 24 volts A handy radio mute control Suitable for vehicles with tow-bar No display 	<ul style="list-style-type: none"> The system includes a stylish LED display for visual as well as aural aid The system is automatically activated when the vehicle is in reverse gear Entry-level model that is value for money Can even be used on vehicles with tow-bars The built-in sensors are paintable for a perfect and almost invisible finish Suitable for vehicles with a power supply of 12 volts and 24 volts A handy radio mute control silences the radio to concentrate on manoeuvres Suitable for vehicles with tow-bar 	<ul style="list-style-type: none"> No need to switch on as system operates via the speedometer An ideal addition to an existing rear parking aid for all-round protection The built-in sensors can be painted for a perfectly neat and discreet finish Specially designed for installation into the front bumper Measures distance with four ultra-sonic sensors Has an acoustic warning function and the option of a visual display is extra Suitable for all vehicles with 12- to 24 v power supply
<p>MWE 890</p>  	Product			Ref. No.
	Dometic MagicWatch MWE 820			9600000353
	Dometic MagicWatch MWE 860			9600000354
	Dometic MagicWatch MWE 890			9600000355
	/ Optional extras			
	5 m extension cable for display			9101500053
LED display (for MWE 890 only)			9600000365	
ON / OFF switch (for MWE 890 only)			9600000433	

Dometic MagicWatch MWE 7106 / MWE 7106F

3.07


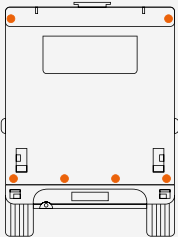
Digital parking aid for cars and vans, six sensors

		MWE 7106 REAR PARKING AID FOR CARS AND VANS, SIX SENSORS	MWE 7106F FRONT PARKING AID FOR CARS AND VANS, SIX SENSORS
<div>MWE 7106</div>  <div>MWE 7106F</div> 	Operating voltage	12 and 24 V DC	12 and 24 V DC
	Monitoring range	approx. 10 – 35 cm	approx. 10 – 35 cm
	Stop zone	approx. 10 – 180 cm	approx. 10 – 85 cm, max. 120 cm
	Measuring range		
	Warning function	<ul style="list-style-type: none"> Acoustic Visual (optional) via LED display 	<ul style="list-style-type: none"> Acoustic Visual (optional) via LED display
	Activation via	Speed signal optional switch	Speed signal optional switch
	Sensors	Can be installed with 2,3,4 or 6 sensors	Can be installed with 2,3,4 or 6 sensors
	Visible sensor area	18 mm	18 mm
	Cut-out for sensor	18 mm	18 mm
	Quality Features	<ul style="list-style-type: none"> Ideal for additional security of the side area of a vehicle or for wide vehicles in general The Parameter Programming System (PPS) allows each sensor sensitivity, range and stop zone to be adjusted separately Suitable for vehicles with a tow-bar due to the extra-large detection range of up to 3 m The six digital sensors match the spec of an original factory parking aid The system activates automatically via reverse gear Includes a high-quality membrane loudspeaker Has a useful diagnostic function Radio mute control 	<ul style="list-style-type: none"> Ideal for additional security of the side area of a vehicle or for wide vehicles in general The Parameter Programming System (PPS) allows each sensor sensitivity, range and stop zone to be adjusted, separately The detection range of the sensors is up to 1.2 m The six digital sensors match the spec of an original factory parking aid The system activates automatically via reverse gear Includes a high-quality membrane loudspeaker Has a useful diagnostic function Radio mute control
Product		Ref. No.	
Dometic MagicWatch MWE 7106		9600000360	
Dometic MagicWatch MWE 7106F		9600000361	
/ Optional extras			
LED display (for MWE 7106 only)		9600000367	
5 m extension cable for display		9101500053	
ON / OFF switch (for MWE 7106F only)		9600000433	
1.5 m extension cable for sensors		9600000434	

Dometic MagicWatch MWE 7006

3.07


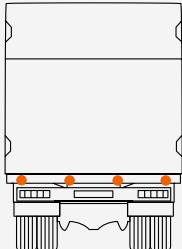
Rear and side parking aid for tall and wide vehicles, six sensors

 	Operating voltage	12 and 24 V DC
	Monitoring range	
	Stop zone	approx. 10 – 30 cm
	Measuring range	approx. 10 – 300 cm
	Warning function	<ul style="list-style-type: none"> Acoustic
	Activation via	Reverse gear
	Sensors	6 built in sensors
	Visible sensor area	18 mm
	Cut-out for sensor	18 mm
	Quality Features	<ul style="list-style-type: none"> This system is ideal for extra-tall or extra-wide vehicles and motorhomes The sensors are highly compact at 18 mm and make neat and perfect installation easy The six sensors warn against tree branches, low entrances and bridges with an acoustic warning function There are three mounting options to ensure ultimate protection The sensitivity of the sensors can be set in three steps Operation is possible with tow-bar in place Manual switching between two stop zones (e.g. bike rack folded in or folded out) Suitable for vehicles with tow-bar Radio mute control Parameter Programming System (PPS) Option to shift the stop line
Product		Ref. No.
Dometic MagicWatch MWE 7006		9600000359
/ Optional extras		
LED display		9600000367
5 m extension cable for display		9101500053
Rubber sensor holder		9101500071
Metal substructure sensor holder		9101500078

Dometic MagicWatch MWE 6004

3.07

Rear parking aid for trucks, four sensors

 	Operating voltage	12 and 24 V DC
	Monitoring range	
	Stop zone	approx. 10 – 60 cm
	Measuring range	approx. 10 – 300 cm
	Warning function	<ul style="list-style-type: none"> Acoustic Visual via LED display
	Activation via	Reverse gear
	Sensors	4 built in sensors
	Visible sensor area	18 mm
	Cut-out for sensor	18 mm
	Quality Features	<ul style="list-style-type: none"> Sensors have a 3 m detection range Backlit, LCD display ensures a clear image for the driver Warning buzzer alerts the driver to obstacles Sensitivity of sensors is adjustable Compact control unit saves space Parameter Programming System (PPS) Option to shift the stop line
Product		Ref. No.
Dometic MagicWatch MWE 6004		9101500081
/ Optional extras		
Rubber sensor holder		9101500071
Metal substructure sensor holder		9101500078

ACCESSORIES FOR PARKING AIDS



Dometic MagicWatch MWE-PT

Punching tool for parking aid sensors of the 7- and 9-series

- For a quick and professional finish with safe and neat edges
- Two sizes are available in (Ø 18 mm and Ø 22 mm) to fit the 7-, 8- and 9-series of parking aid sensors
- These tools are available to buy individually or in a set complete with holders

Ø 18 mm / Ref. No. 9600000430

Ø 22 mm / Ref. No. 9600000431



Dometic MagicWatch MWE-PTK

Fixing kit with Punching Tools for MagicWatch parking aid sensors

- This set delivers all mounts for standard and custom solutions (0° / 10° / 20° angle).
- Includes two punching tools in two sizes (Ø 18 mm and Ø 22 mm) to fit the 7-, 8- and 9-series of parking aid sensors.

Ref. No. 9600000432



Dometic MagicWatch MWE-SH

Metal substructure sensor holder

Ref. No. 9101500078



Dometic MagicWatch MWE-SH

Gasket with silicon ring for metal bumper. Set of 4 pieces

Ref. No. 9101500015



Dometic MagicWatch MWE-XCABL

Extension cable for MWE 7006 and MWE 7106/F, 1.5 m

- Extension cable for your parking aid
- Available as an optional accessory
- Accessory designed for the Dometic MagicWatch MWE 7006

Ref. No. 9600000434



Dometic MagicWatch MWE-SW

On and Off switch

- For when you need some extra help
- For Dometic MagicWatch parking aids
- External Switch

On and Off switch for MWE 9008

Ref. No. 9101500066

On and Off switch for MWE 890

Ref. No. 9600000433



Dometic MagicWatch MWE-SH

Rubber sensor holder for surface mounting

- Ensures sensor is held securely in position
- Robust metal construction can withstand tough conditions
- For Dometic MagicWatch parking aids

Ref. No. 9101500071



Dometic MagicWatch MWE-DISPL

LED display for visual distance indication for Dometic MagicWatch parking aids

- For those who want a visual warning system in addition to the acoustic one

LED Display for MWE 7006 / MWE 7106/F and MWE 9104/F
Ref. No. 9600000367
LED Display for MWE 9004 and 9008
Ref. No. 9600000366
LED Display for MWE 890
Ref. No. 9600000365

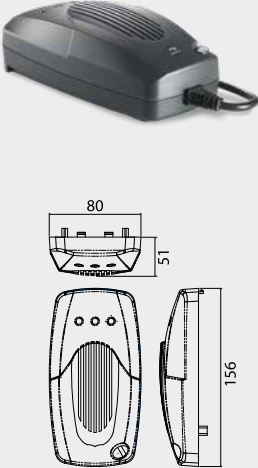
SAFE FROM HAZARDS

Finally, a reliable gas detection system that alerts you to hazards before injury or loss can occur

Dometic MagicSafe MSG 150

3.08

Gas detector 12 and 24 volts


	Operating voltage	12 – 24 V DC
	Power input	1.3 W
	Signal volume	approx. 85 db at a distance of 3 m
	Operating temperature	0 to +50 °C
	Dimensions (W x H x D)	80 x 156 x 51 mm
	Protection class	IP 20
Product		Ref. No.
Dometic MagicSafe MSG 150		9600000368
/ Optional extras		
External siren		9600000370



Dometic MagicComfort MSH 60

3.23


Insert seat heater for driver and/or front passenger seat

	Operating voltage	12 V
	Current consumption	7 A
	Number of seats	2
	Dimensions (L x W)	Seat: 400 x 280 mm Backrest: 300 x 280 mm
	Output	Level I: 44 W Level II: 90 W
	Colour	white
	Scope of delivery	4 heating elements, preassembled cable set with relay and 2 illuminated switches (for universal use), fixing material, installation instructions
	Test marks	e-certified (Automotive EMC Directive)
	Product	Ref. No.
Dometic MagicComfort MSH 60		9600000393

Dometic MagicComfort MSH 601

3.23


Insert seat heater for driver and/or front passenger seat

	Operating voltage	12 V
	Current consumption	3,5 A
	Number of seats	1
	Dimensions (L x W)	Seat: 400 x 280 mm Backrest: 300 x 280 mm
	Output	Level I: 22 W Level II: 45 W
	Colour	white
	Scope of delivery	2 heating elements, preassembled cable set with relay and 1 illuminated switch (for universal use), fixing material, installation instructions
	Test marks	e-certified (Automotive EMC Directive)
Product		Ref. No.
Dometic MagicComfort MSH 601		9600000394

Dometic MagicComfort MSH 300

3.23


Carbon insert seat heater for driver and/or front passenger seat

	Operating voltage	12 V
	Current consumption	max. 10 A
	Number of seats	2
	Dimensions (L x W)	580 x 270 mm
	Output	Can be set to 3 levels from 10 – 70 watts per seat
	Colour	white
	Scope of delivery	4 carbon heating elements, pre-assembled cable set with electronics and 2 universal switches, fixing material, installation instructions
	Test marks	e-certified (Automotive EMC Directive)
Product		Ref. No.
Dometic MagicComfort MSH 300		9600000395

Dometic MagicComfort MSH 301

3.23

Carbon insert seat heater for driver and/or front passenger seat

	Operating voltage	12 V
	Current consumption	max. 5 A
	Number of seats	1
	Dimensions (L x W)	580 x 270 mm
	Output	Can be set to 3 levels from 10 – 70 watts per seat
	Colour	white
	Scope of delivery	2 carbon heating elements, pre-assembled cable set with electronics and 1 universal switch, fixing material, installation instructions
	Test marks	e-certified (Automotive EMC Directive)
Product		Ref. No.
Dometic MagicComfort MSH 301		9600000396



DOMETIC SANITATION SYSTEMS

Space-saving and easy to install

Dometic has been on board with renowned OEMs and vehicle outfitters for many years with its innovative sanitation systems. Today, we offer a hand-picked collection of toilets for a vast variety of applications – from motorhomes, caravans and campervans to mobile offices and horse trailers with living quarters. Well planned, space-saving concepts guarantee fast and hassle-free installation. High-quality, durable materials set new standards in terms of comfort and hygiene.

Whichever sanitation technology you prefer for your project, Dometic offers a state-of-the-art solution. You can use a compact portable model, or opt for a smart cassette toilet that easily adapts to even the most tricky bathroom layout with its 90° revolving seat.

Cleaning products such as vacuum cleaners, sweep inlet valves and practical tab cleaners for the waste holding tank add the finishing touch to our sanitation range.



TOILETS

Compact portable toilets with full-size seat and powerful push-button flush. Cassette toilets with 90° revolving seat and scratch-resistant ceramic inlay. Simply choose the toilet system to suit your project!

Page 230 – 231



CLEANING ACCESSORIES

Get rid of that dirt with smart Dometic products: perfectly mobile wet/dry vacuum cleaner, neatly integrated central vacuum cleaning system, practical sweep inlet valve.

Page 232 – 233



HYGIENE ACCESSORIES

Perfect hygiene for the smallest room on board: practical tab cleaners for the waste holding tank. Pre-dosed for convenient dosing. No mess, no excess!

Page 234



Homelike comfort in the smallest of space: the portable toilets in the Dometic 9-series are ideal for smaller vehicles due to their compact design and light weight. The easy-to-use push-button technology gives a powerful 360° pressure flush for effective cleaning and perfect

hygiene. A well-engineered disposal system, featuring an extra-long pivoting spout and vent openings, ensures clean and splash-free discharge. Available in two sizes – with a waste holding tank capacity of 9.8 or 18.9 litres.

Dometic 972 / 976

7.01


Portable toilet, white and grey

		972	976
<div>972</div>  <div>976</div> 	Flush water tank capacity	8.7 litres	8.7 litres
	Waste tank capacity	9.8 litres	18.9 litres
	Material	ABS	ABS
	Colour	White / grey	White / grey
	Dimensions (W x H x D)	334 x 318 x 387 mm	334 x 387 x 387 mm
	Weight	4.68 kg	5.00 kg
	Quality features	<ul style="list-style-type: none">• High-strength ABS construction withstands harsh environments.• Smooth, easy-to-clean finish.• Prismatic tank level indicator allows easy tank level monitoring.• Push-button flush clears bowl instantly. Full-size seat for comfort.• Latching lid for security.	
Product		Ref. No.	
Dometic 972		9108557679	
Dometic 976		9108557681	
/ Accessories for Dometic 970 series			
Dometic 970-FK, fixing kit for Dometic 970 series toilets		9108559158	

Dometic CTS 4110

7.01


Cassette toilet with ceramic inlay

	Waste water tank capacity	19 litres
	Colour	White
	Dimensions (W x H x D)	382 x 672 x 530 mm
	Weight	12.0 kg
	Voltage	12 V DC
	Power input	max. 5 A for external pump
	Quality features	The scratch-resistant ceramic inlay that stays that way. It is 30% lighter than purely ceramic toilets. The optimised vacuum breaker increases flushing power. An anatomically respectful design. Seat adjustable by up to 90° in both directions to accommodate space. Simple and accessible control panel.
Product		Ref. No.
Dometic CTS 4110		9107100630
/ Accessories		
Dometic SK 5, Service Hatch, 360 x 310 mm		9104100202

Dometic CTW 4110

7.01


Cassette toilet with ceramic inlay and integrated flush water tank

	Waste water tank capacity	19 litres
	Flush water tank capacity	7 litres
	Colour	White
	Dimensions (W x H x D)	382 x 672 x 530 mm
	Weight	12.5 kg
	Voltage	12 V DC
	Power input	max. 5 A for external pump
	Quality features	The scratch-resistant ceramic inlay is also easy to clean. It is 30% lighter than purely ceramic toilets. The optimised vacuum breaker increases flushing power. An anatomically respectful design. Seat adjustable by up to 90° in both directions to accommodate space. Simple and accessible control panel. Integrated flush tank (7 l)
Product		Ref. No.
Dometic CTW 4110		9107100629
/ Accessories		
Dometic SK 5, Service Hatch, 360 x 310 mm		9104100202

Dometic Renew Kit

7.01

Replacement set for CT 4000 series toilet

	Revitalise Dometic CT 4000 series toilets with this easy to change replacement set.	
	<ul style="list-style-type: none">• Easy to change replacements for all vital parts of Dometic CT 4000 toilets• Provides a clean, hygienic toilet and peace of mind• Low-cost solution for customers wishing to avoid buying a new toilet	
	Product	Ref. No.
Dometic Renew Kit		9600000458

CLEANING ACCESSORIES

Smart products that make cleaning a pleasure


Dometic has put together a complete range of products that makes cleaning a pleasure – with sparkling results! It includes a cordless, battery powered wet/dry vacuum cleaner that reaches every corner of the vehicle and a neatly integrated central vacuum cleaning system. Plus, a collection of specially formulated tab cleaners for the waste holding tank.


All of these products let your customers enjoy their journey in nice and neat surroundings, and maintain the value of their precious equipment for many years to come.

Dometic PowerVac PV 100

7.04

Vacuum cleaner


	Motor	12 V DC, 28,000 rpm
	Battery	12 V DC, 2.6 Ah
	Operating time	up to 18 min ±10%
	Recharge time	10–14 h (automatic switch-off)
	Operating temperature	0°C to +40°C
	Power input	approx. 90 watts
	Vacuumping performance	approx. 400 mm water column (±10%)
	Capacity	3.8 litres
	Dimensions (W x H x D)	270 x 320 x 198 mm
	Weight	2.10 kg
	Quality Features	Convenient battery vacuum cleaner for use in vehicles or at home. Maximum mobility with a rechargeable 12 V battery. This vacuum cleaner cleans wet or dry dirt. Can be recharged from 12 and 230 V. Easy to clean dust container and fabric filter.
	Scope of delivery	Vacuum cleaner, hose, attachments for upholstery, rugs and narrow gaps, carrying strap, mains adapter, 12-volt charging cable, operating instructions
Product		Ref. No.
Dometic PowerVac PV 100		9600000348



Dometic CV 1004

7.04


Vacuum cleaner system

	Power Input	1100 W
	Input voltage	230 V
	Suction power	2500 mm (water column)
	Dimensions (W x H x D)	298 x 171 x 175 mm
	Quality Features	Compact dimensions allow integration into available cavities, saving valuable space. Powerful enough to extract tough dirt from every nook and cranny. Automatic on and off upon hose engagement or disengagement saves space, too. Long hose (12 m) and two ports ensure no dirt or dust can escape your reach. Compact vacuum unit dimensions conserve space
Product		Ref. No.
Dometic CV 1004		9103501126
/ Accessories		
Vacuum cleaner bags for CV 1004 (5 pieces)		9103501128

Dometic Brush & Stow

7.03

Toilet cleaning brush

	Quality Features	<ul style="list-style-type: none">• Small brush head – custom designed for compact travel toilets• Wall mounted container for a secure hold during the journey• Push-release for non-contact brush head replacement
	Product	Ref. No.
	Dometic Brush & Stow	9600005999
Dometic Brush & Stow spare brush set		9600010209

TOILET TANK CARE

Pre-dosed tabs for convenient handling – no mess, no excess



Standard sanitation fluids add unnecessary weight onboard, and it's easy to spill or use too much. Our highly effective sanitation tabs are much lighter than a bottle and take up minimal storage space. The hands stay clean and there is no more experimenting as the optimum amount always ends up in the tank rather than on your hands or the floor.

Highly-effective tab cleaners for the waste holding tank break down waste into liquid and prevent unpleasant odours – available in a blue or green version.

Dometic PowerCare Tabs

7.03



Sanitation additive for waste holding tanks, 20 tabs

	Quality Features		<ul style="list-style-type: none">• Clean handling – no spills, no mess• The dose is pre-measured – preventing overdose and waste• Resealable doypack containing 20 tabs for space-saving storage• New scent• Fast breakdown of waste prevents unpleasant odors• Ready to use tabs in a soluble film• Lighter in weight and less cumbersome than liquids
	 DANGER – Causes serious eye damage. Very toxic to aquatic life with long lasting effects.		
	Product	Ref. No.	
	Dometic PowerCare Tabs	9620006733	

Dometic GreenCare Tabs

7.03

Sanitation additive for waste holding tanks, 16 tabs

	Quality Features		<ul style="list-style-type: none">• An environmentally friendly toilet tab that doesn't cost the earth• The dose is pre-measured – preventing overdose and waste• Clean handling – no spills, no mess• Resealable doypack containing 16 tabs for space-saving storage• Fast breakdown of waste prevents unpleasant odors• Ready to use tabs in a soluble film• Lighter in weight and less cumbersome than liquids
	 WARNING – Causes serious eye irritation.		
	Product	Ref. No.	
	Dometic GreenCare Tabs	9620006734	

AUSTRALIA**Dometic Australia Pty. Ltd.**

1 John Duncan Court
Varsity Lakes QLD 4227
Tel +61 7 55076000
Fax +61 7 55076001
Mail sales@dometic.com.au

AUSTRIA & CZECH REPUBLIC**Dometic Austria GmbH**

Neudorferstrasse 108
A-2353 Guntramsdorf
Tel +43 2236 908070
Mail info@dometic.at

DENMARK**Dometic Denmark A/S**

Nordensvej 15, Taulov
DK-7000 Fredericia
Tel +45 75585966
Mail info@dometic.dk

FINLAND**Dometic Finland OY**

Valimotie 15 A 1
FIN-00380 Helsinki
Tel +358 20 7413220
Mail myynti@dometic.fi

FRANCE**Dometic SAS**

6 Avenue du Poteau, Batiment B1
F-60300 Chamant
Tel +33 3 44633500
Mail info@dometic.fr

GERMANY**Dometic Germany GmbH**

Hollefeldstraße 63
D-48282 Emsdetten
Tel +49 (0) 2572 879-0
Mail kontakt@dometic.de

HONG KONG**Dometic Asia Co., Limited**

Unit 1202-07, Level 12,
Tower 1, Grand Century Place,
193 Prince Edward Road West,
Mongkok, Kowloon,
Hong Kong
Tel +852 2456 5199
Fax +852 2466 5553
Mail info.ap@dometic.com

HUNGARY**Dometic Zrt.**

Gizella ut 42-44.
1143 Budapest
Tel +36 1 468 4400
Fax +36 1 468 4401
Mail budapest@dometic.hu

ITALY**Dometic Italy S.r.l.**

Via Virgilio 3
I-47122 Forlì (FC)
Tel +39 0543 754901
Fax +39 0543 754983
Mail vendite@dometic.it

JAPAN**Dometic KK**

Maekawa-Shibaura, Bldg. 2
2-13-9 Shibaura Minato-ku
Tokyo 108-0023
Tel +81 3 5445 3333
Fax +81 3 5445 3339
Mail info@dometic.jp

MEXICO**Dometic Mx, S. de R. L. de C. V.**

Circuito Médicos No. 6 Local 1
Colonia Ciudad Satélite
CP 53100 Naucalpan de Juárez
Estado de México
Tel +5255 5374 4106
Fax +52 55 5393 4683
Mail info@dometic.com.mx

NETHERLANDS & BELGIUM**Dometic Benelux B.V.**

Innovatiepark 12
NL-4906 AA Oosterhout
Tel NL +31 76 5029000
Tel BE +32 (0) 23598040
Fax +31 76 5029 090
Mail NL sales@dometic.nl
Mail BE sales@dometic.be

NEW ZEALAND**Dometic New Zealand Ltd.**

PO Box 12011
Penrose 1642, Auckland
Tel +64 9 622 1490
Fax +64 9 622 1573
Mail customerservices@dometic.co.nz

NORWAY**Dometic Norway AS**

Elveveien 30B
N - 3262 Larvik
Tel +47 33 42 84 50
Fax +47 33 42 84 60
Mail info@dometic.no

POLAND**Dometic Poland Sp. z o.o**

UL. Puławska 435A
PL 02-801 Warszawa
Tel +48 22 414 32 00
Mail info@dometic.pl

PORTUGAL**Dometic Spain, S.L.**

Branch Office Portugal
Rot. de São Gonçalo nº 1- Esc. 12
2775-399 Carcavelos
Tel +351 219 244 173
Mail info@dometic.pt

SINGAPORE**Dometic Pte Ltd**

18 Boon Lay Way
06-141, Trade Hub 21
609966 Singapore
Tel +65 6795 3177
Fax +65 6862 6620
Mail dometic@dometic.com.sg

SLOVAKIA**Dometic Slovakia s.r.o.**

Sales Office Bratislava
Nádražná 34/A
900 28 Ivanka pri Dunaji
Tel +421 2 45 529 680
Fax +421 2 45 529 680
Mail bratislava@dometic.com

SOUTH AFRICA**Dometic (Pty) Ltd.**

Aramex Building
2 Avalon Road, West Lake View
Ext 11, Modderfontein
P.O Box 2562
2008 Bedfordview, South Africa
Tel +27 873 530 381/2/3/4
Mail info@dometic.co.za

SPAIN**Dometic Spain, S.L.**

Avda. Sierra del Guadarrama, 16
E-28691 Villanueva de la Cañada
Madrid
Tel +34 91 833 60 89
Mail info@dometic.es

SWEDEN**Dometic Scandinavia AB**

Gustaf Melins gata 7
SE-421 31 Västra Frölunda
Tel +46 31 7341100
Mail info@dometic.se

SWITZERLAND**Dometic Switzerland AG**

Riedackerstrasse 7a
CH-8153 Rümlang
Tel +41 44 8187171
Mail info@dometic.ch

UNITED ARAB EMIRATES**Dometic Middle East FZCO**

P.O. Box 17860
S-D 6, Jebel Ali Freezone
Dubai
Tel +971 4 883 3858
Fax +971 4 883 3868
Mail info@dometic.ae

UNITED KINGDOM**Dometic UK Ltd.**

Dometic House, The Brewery,
Blandford St. Mary
Dorset DT11 9LS
Tel +44 344 626 0133
Fax +44 344 626 0143
Mail sales@dometic.co.uk

USA**Dometic RV Division**

5155 Verdant Drive
Elkhart, Indiana 46516, USA
Tel +1 574-264-2131

We distribute our products in around 100 markets. Please ask for your contact point if not listed here, or check our website **dometic.com**